



ISSN: 0067-2904

Modeling Social Networks using Data Mining Approaches-Review

Fatima Hassan*, Suhad Faisal Behadili

Department of Computer Science, College of Science, University of Baghdad, Baghdad, Iraq

Received: 10/1/2021

Accepted: 2/5/2021

Abstract

Getting knowledge from raw data has delivered beneficial information in several domains. The prevalent utilizing of social media produced extraordinary quantities of social information. Simply, social media delivers an available podium for employers for sharing information. Data Mining has ability to present applicable designs that can be useful for employers, commercial, and customers. Data of social media are strident, massive, formless, and dynamic in the natural case, so modern encounters grow. Investigation methods of data mining utilized via social networks is the purpose of the study, accepting investigation plans on the basis of criteria, and by selecting a number of papers to serve as the foundation for this article. Afterward a watchful evaluation of these papers, it has been discovered that numerous data extraction approaches were utilized with social media data to report a number of various research goals in several fields of industrial and service. Though, implementations of data mining are still raw and require more work via industry and academic world to prepare the work sufficiently. Bring this analysis to a close. Data mining is the most important rule for uncovering hidden data in large datasets, especially in social network analysis, and it demonstrates the most important social media technology.

Keywords: DataMining, Analysis of Networks of Social Media, Community Analysis, Sentiment, Opinion.

نماذج للشبكات الاجتماعية باستخدام نهج تعدين البيانات -مراجعته

فاطمة حسن فاضل* ، سهاد فيصل

قسم الحاسبات، كلية العلوم، جامعة بغداد، بغداد، العراق

الخلاصة

أدى الحصول على المعرفة من البيانات الأولية إلى توفير معلومات مفيدة في عدة مجالات ، وانتشر استعمال وسائط الإعلام الاجتماعية إلى إنتاج كميات غير عادية من المعلومات الاجتماعية. وببساطة ، توفر وسائل الإعلام الاجتماعية منصة متاحة لأصحاب العمل لتبادل المعلومات. لتعدين البيانات القدرة على عرض تصاميم قابلة للتطبيق يمكن أن تكون مفيدة لأصحاب العمل ، التجار ، والعملاء. بيانات وسائل الإعلام الاجتماعية صعبة ، هائلة ، لا شكل لها ، ودينامية في الحالة الطبيعية ، وبالتالي فإن اللقاءات الحديثة تتم. الغرض من الدراسة هو طرق التحقيق في تعدين البيانات المستعملة عن طريق الشبكات الاجتماعية ، وقبول خطط التحقيق على أساس المعايير ، وباختيار عدد من الأوراق لتكون الأساس لهذه المادة. بعد إجراء تقييم دقيق لهذه الأوراق ، اكتشف أن العديد من نهج استخراج البيانات قد استعملت مع بيانات وسائط الإعلام الاجتماعية للإبلاغ عن عدد من الأهداف البحثية المختلفة في عدة مجالات صناعية

*Email: fatema.fadel1201@sc.uobaghdad.edu.iq

وخدمية. ومع ذلك ، فإن عمليات استخراج البيانات لا تزال خام وتتطلب مزيدا من العمل عن طريق الصناعة والأوساط الأكاديمية لإعداد العمل بالقدر الكافي. استخراج البيانات هو أهم قاعدة للكشف عن البيانات المخفية في مجموعات البيانات الكبيرة ، ولا سيما في تحليل الشبكات الاجتماعية ، وهو يبين أهم تكنولوجيا وسائط الإعلام الاجتماعية.

Keywords: Data Mining, Social Media, Analysis of Social Media Networks, Community Analysis, Sentiment.

1. Introduction

Certainly, the world is reduced into a minor town because of the noticeable effect of social media. Studies that link persons from various areas around the world, nationalities and ages then permits them to participate their feelings, experiences, hobbies, ideas, photos, and videos. This has unlocked the door for private and public establishments from whole fields to analyze, advantage, support, learn and progress their institutions founded on the data providing on social media. Consequently, the significance of social media in industry and academic world is obvious by the quantity of investigation that these two parts have shown, in search of replies to central inquiries. The construction of data of social media is erratic and is presented in several formulas for example: voice, text, videos and images [1]. Furthermore, the social media delivers a huge quantity of constant real time data that forms usual statistical approaches inappropriate to examine this huge data [2]. Thus, the methods of data mining can show a significant part in overwhelming this problematic. Despite the big number of empirical researches around Data Mining (DM) and social media, a slight number of readings associate them in positions of presentation, accurateness, and appropriateness. For example, it was detected that the accurateness of definite machine learning methods is designed in different approaches which forms it problematic to discover replies to the appropriateness of the methods of data mining. Numerous investigators have chosen their methods according to the judgment of expert. Few reviews have showed in this area deprived of offering complete explanation for utilizing methods of data mining [3]. Though, some studies explained definite areas in the utilizing methods of data mining in social media. The authors [4], expressed the gathering of information and distribution of info and knowledge for firms by social media. In [5], the effort and tests connected to small text study have studied. Investigators studied the improvement of analysis of sentiment and opinion mining, provided that a summary of the suggested approaches of inconsistency study. In [6], it has been shown mining vast data in social media and its encounters as an outcome of large data properties for example: Velocity, Volume, Value, Variety, and Veracity. The analysis offered in this paper explains the published several researches. Study of mining of Data has effectively created several tools, approaches, and systems to treat great quantities of information to resolve actual difficulties in the world. Usual mining of data has turn into an essential portion of several implementations' fields containing data warehousing, bioinformatics, extrapolative analytics, business intellect, and decision support schemes. The main purposes of the mining of data procedure are to treat large-scale data, attain perceptive knowledge, and extract applicable designs, successfully. The extensively using of social media for numerous objectives lead to massive quantities of user-produced data be present and can be complete accessible for data mining. DM of social media can increase the ability of investigators of thoughtful novel occurrences by reason of the social media utilizing and develop business intellect to supply superior services and progress advanced occasions. Let's say, methods of DM can help recognize the important persons in the massive blogosphere sense employer feelings for active designing, detect hidden or unknown sets in a social networking site, improve commendation schemes for responsibilities extending from procurement definite products to make novel friends, recognize network development and varying relations of person, care for employer security

and privacy, or form and support reliance amongst employers or amid employers and persons. This paper has targeted to analysis the accessible studies based on the methods of data mining utilized to find data of social media. The area of study to get mining data from social media, an assessment amid common methods of DM and that based to machine learning, a comparison between the suggested procedures of data mining in social media, their strength and their weakness. This manuscript describes the applied procedure, then defines the results extracted from this study. Finally, presents the results, commendations, and upcoming effort.

2. Approaches of Data Mining

The essayists in [7] defined DM as a method of finding out beneficial or applicable knowledge in large-scale data. Similarly, DM describes knowledge discovery from data (KDD) [8], which defines the classic method of producing beneficial info from fresh data. The method of knowledge detection from data usually includes of the subsequent responsibilities: data mining, data pre-processing, and processing of post. These stages don't want to be single responsibilities and can be joint together. DM is an area that encompasses a variety of disciplines [9] [10] where an essential portion of several associated domains such as machine learning, statistics, design recognition, schemes of database, data warehouse, visualization, and recovery of information [8]. Procedures of DM are generally categorized to unsupervised, supervised, and semi-supervised learning procedures. Arrangement is a public sample of method of supervised learning. For procedures of supervised learning, a specified group of data is classically allocated to groups of testing and training data with recognized usual labels. Procedures of Supervised form models of organization from the working out data and utilize the learned representations for expectation. The model is carried out to the test data to get organization accurateness to assess presentation of model of classification. Classic approaches of supervised learning contain naive Bayes classification, decision tree induction, support vector machines and k-nearest neighbors. Unsupervised learning processes are planned for data devoid of session tags as Clustering. For a specified duty, unsupervised learning processes form

The model depend on the unlikeness or likeness amid data matters. Likeness or unlikeness amid the data matters can be determined by utilizing propinquity procedures containing Distance of Euclidean, Mahalanobis, and Murkowski. Additional propinquity procedures for example Jacquard coefficient, cosine likeness, modest corresponding coefficient, and Pearson's correlation can be utilized to compute likeness or unlikeness amid the data matters too. Classic cases of unsupervised learning are Hierarchical clustering (agglomerative or partitioned approaches), K-means, and density-based clustering. Semi-supervised learning procedures are furthestmost relevant where there be big quantities of unlabeled data and minor quantities of labeled data. Semi- supervised clustering and semi supervised grouping are the two usual kinds of semi-supervised learning. The previous utilizes unlabeled data to improve the grouping borders additional, labeled data to create grouping and the latter utilizes labeled data to lead clustering. Procedures of active learning permit employers to show a vital part in the learning procedure via labeling. Usually, employers are field professionals and the services are used to tag some data occasions for which a procedure of machine learning are assured around its arrangement. The two general active learning procedures are Maximum curiosity and minimum marginal hyperplane. DM contains other methods for example feature selection, association rule mining, instance selection, anomaly detection, and visual analytics [6] [11] [12]. Table 1 shows advantage and disadvantage of categories DM [13].

Table 1-pros and cons of categories of DM

	Advantage	Disadvantage
Supervised learning	-The function on the ground represented by groups. -If features shift, training data can be	-Classes may or may not correspond to spectral classes. -Consistency of groups varies.

	reused.	-Choosing training data costs money and takes time.
Unsupervised learning	<ul style="list-style-type: none"> -There is no need to have any prior knowledge of the image field. -The possibility of human error is reduced. -It generates distinct spectral groups. -Execution is relatively simple and fast. 	<ul style="list-style-type: none"> -The spectral groups do not always correspond to the ground characteristics. -It does not consider the data's spatial relationships. -Interpreting the spectral classes will take some time.

3. Social Media

Social media [14] can be presented as an assembly of Internet-based implementations that based on the Basics of technological and ideological of Web 2.0 that permit the development and connections of content which is produced by employer. Social media represents an agglomerate of various kinds of sites of social media containing usual media for example television, radio, and newspaper and no usual media for example Facebook, Twitter. Social media provides away for users to communicate online with people who share their interests, whether for romantic or social reasons [15], So it provides employers a simple using method to connect network to every other on an unmatched range at rates hidden in usual media. The publicity of social media lasts to develop resultant in an advancement of social networks, exponentially, microblogs, wikis, blogs, location-based on social networks, social news, social bookmarking implementations, media as sharing of audio, text, photo, and video, business and product assessment sites, etc. Facebook is the first social networking site, submitted above 845.00 million employers of December 2011. This number proposes that India roughly 1.100 billion and China about 1.300 billion are the solitary two republics in the world which possess bigger populaces than Facebook. Twitter and Facebook have increased above 1.200 billion employers, two more than thrice the populace of the USA and above the populace of any continent excepting Asia. Table 2 explains Theoretical and empirical literature both define the features of social comparison [16].

4. Mining of Social Media

Daily massive quantities of content which is produced by employer are made on social media sites. Possibly, this trend lasts with extra contented in the forthcoming. Therefore, it is serious for customers, makers, and facility suppliers to make out running and usage of great data which is produced by employer. Development of social media is motivated via the following difficulties: How can an employer be heard? , Which resource of information must be using by user? How can experience of employer be developed? .Replies to these problems are unseen in the social media data. These difficulties show plenty of chances to minimize data to grow novel procedures and ways for social media. Data produced on sites of social media are various from usual refer worth data for typical mining of data. Data of social media are mainly content produced by employer on sites of social media. Data of social media are massive, dispersed, dynamic, noisy, and formless. These features make encounters to data mining duties to discover novel effective methods. Let's say, Twitter and Facebook statement Web traffic data from roughly 90.0 and 194.0 million distinctive United States invitees monthly, respectively. In line with YouTube (the site of sharing of video) 60 hours of videos are uploaded every minute, and daily above 4 billion videos are viewed, While Flickr is the site of sharing of picture began from August 2011, have hosts above 6 billion photos. Collaborative, web-based, and multilingual Wikipedia 7 hosts more than 20 million papers inviting above 365.0 million persons who reads. Reliant on platforms of social media, data of social media can regularly be so chaos. Eliminating of the chaos from the data is necessary beforehand performance active mining. Investigators observed that spammers [17] [18] produce more data than genuine employers. Due to there is no dominant expert that preserves data from whole sites of social media, so social media data are dispersed. Distribution of data

of social media represents an unnerving duty for investigators to recognize info runs on the social media.

Table 2- Popular features of social comparison

Uniqueness	Description
The goal of the comparison	Friendship is an example of a category of individual or relationship to oneself (in real life or on social media) a family member, a coworker, a stranger, or a celebrity
Dimension of comparison	Income, professional status, skill, appearance, and success toward a target are all examples of aspects of one's self or actions that are contrasted to that of others.
Path of reference	On the related comparison axis, perception of the target's position in relation to oneself.
Comparative Analysis	The goal is assumed to be in a better position than the self.
Comparison of Lateral	The goal is thought to be on par with the self.
Inverse Comparison	The goal is thought to be in a worse situation than the self.
Similarity to the goal as perceived	Emphasize parallels with the target vs. deviations from the target on the related reference dimension during or immediately after a comparison.
the recognition	focus or focus on resemblances or proximity between self and target
Compare and contrast	A focus on the gaps or distance between oneself and the goal
Mode of comparison	Level of immediate contact with the comparison target—for example, in person, over the internet, on social media, on television, or in a magazine

Data of social media are regularly formless. The making of significant explanations founded on formless data from different bases of data is a large task. Such as, sites of social media like Facebook, LinkedIn, and Flickr help several objectives and meet various requirements of employers. Sites of social media are endlessly evolving and dynamic such as Facebook lately carried around several ideas containing timeline of user, the creation of in-assemblages for an employer, and several variations of employer policy of privacy. The dynamic nature of data of social media is an important task for constantly and quickly developing sites of social media. There are several extra motivating requests associated to manners of human can be analyzed by utilizing data of social media. These media can assist promoters to discover the important people to make the most of the reach of their products inside a promotion budget and can assist sociologists to discover the manners of person for example manners of employers inside and outside group. Newly, social media was stated to show an active part in simplifying mass activities for example the Occupy Wall Street and Arab Spring. Researchers [19] in the field of social media have used several data mining methods, which have been established include AdaBoost, Artificial Neural Network (ANN), Apriori, Bayesian Networks, Decision Trees, Density Based Algorithm (DBA), Fuzzy, Genetic Algorithm, Hierarchical Clustering (HC), K-Means-nearest Neighbors(k-NN), Linear Discriminant Analysis (LDA), Logistic Regression (LR), Markov, Maximum Entropy (ME), Novel, Support Vector Machine (SVM), and Wrapper.

5. Matters in Mining of Social Media

A number of typical studies matters in mining of social media will be presented in this part.

5.1 Study of Community

A community is designed via persons as those inside an assemblage relate to each other more normally than with those are out of the group. A community is stated as a cluster, assemblage, cohesive subdivision, or module, According to the environment. As social media permits persons to increase social networks online, so communities can be perceived by relations in social media [2]. Social media allows persons to join with friends and discover novel employers of alike interests. Peoples bring into being in social media are approximately

categorized to sets of implicit and explicit. Implicit groups arise obviously over connections, while explicit sets are designed via employer payments. Predictors of community are usually challenged with subjects for example detection of community, development, and formation. Detection of Community states to the abstraction sets implied in a network. The major difficulties of discoveries of community are that the description of a society can be individual, and, assessment of society is hard due to the deficiency of fact of ground. [3]ways of detection of community can be divided into four groups: node-centric community detection, where every node satisfies definite features for example, reachability, thorough mutuality node degrees, regularity of outside and inside draws, etc. such that k-cliques, k-clubs, and cliques, collection-centric detection of community, where an assemblage wants to please definite features as, network-centric community detection, minimum set densities, where sets are designed according to divider of network to separate groups for example spectral grouping and modularity enlargement; and hierarchy centric detection of community, where the objective is to form a graded construction of peoples. This permits the investigation of a network with various resolves. Characteristic ways are discordant grouping and agglomerative grouping. Networks of social media are very dynamic. Societies can enlarge, analyst, or solve in dynamic networks. Purposes of development of Community to find the designs of a public during time with the existence of dynamic network connections. The investigators in [6] discovered that the extra friends you have in a set, possibly, the more you are to connect, and peoples with cliques raise more gently than those that aren't firmly joined. In [20] Social connections amongst persons make difficult networks. Lately, there are communications have started to happen by various networks as social networks, email, calls and texts the connections applied over physical propinquity stay a major method to connect among people aver the world. A mutual method to measure the link nature is to represent frequent connections: repeatedly happening connections show strong connections, for example friendships, although connections with small weights can specify arbitrary happenstances. In this study, they center on a several measurements. They investigate physical space among persons instead of the strength of links once a link is actuated. The utilizing of pestilences as a case presentation, they display that varying of our description of what founds a social tie according to the space of individual's couples produce a strong organizational variance in the resultant networks, then measure those variances. The results expressed are founded on a dataset of propinquity happenings in a populace of roughly 500.0 students at the University of Technical in Denmark. These students are tightly organized by networks of connections, together practical (Facebook, texts, calls) and founded on physical propinquity (outside and inside site of university and). The total dataset recognized as (the Copenhagen Networks Study) includes two years of high-resolution registers of action of students (the above-mentioned networks lengthways with Global Position System location and surveys) composed over smartphones distributed to students at the start of the year of the education of university. They discover the dynamic network where each individual is signified via a node, and two nodes are linked if they are inside confident physical space d of every other, this network is minor from the viewpoint of populace-grade epidemiological studies, the entrance to physical propinquity tested when level is at five minute, delivers a full view of probable empirical dispersion pathways (as presented in Table 3) the number of connections is via description, the identical in the small scale and tested extended-scale networks. Nevertheless, these connections result in dispersed on various number of connections, causing a light difference in the normal connection weight. The connections number varies marginally across various understandings of the tested long-scale network, here exposed as \pm standard deviancy [20]. The nodes number is identical in wholly three networks. The essayists utilize a procedure of simulated dispersion of epidemic in two individual networks of physical propinquity to measure the physical propinquity influence on the dynamic network. If we suppose the

network of connections of long-scale definite as $d \leq 10.0$ meter, and the short-scale network $d \leq 1.0$ meters. The main originality of this study rises from the fact that they are capable to discover dynamics of two diverse kinds of dispersion mechanisms (in several methods alike to e.g. drop vs. airborne dispersion mechanisms)

Table 3- presented overview of statistics of networks

	Long-range	Sampled long-range	Short-range
Number of interactions	1472094	269094	269094
Number of links	42838	26511+-68	13474
Avg. link weight	34.36	10.15	19.97
Number of nodes	464	464	464

Founded on the similar primary empirical behavior data. They can be confident that the variances in contagion forms are associated especially to variances in how the illness is capable to extent it on every of the networks, as they are capable to study two basically different networks rising from a distinct underlying dataset. This suggests that variances in forms of dispersion aren't because of other variances in performance that one may facing once relating two different datasets of real performance of human, for example demographics, culture, mobility, and population density. Likewise, possessing long- and short-range networks recognizable permits us to avoid formation of man-made networks by randomization systems. The formation of network of long-range is via connections happening at any space enclosed via range of Bluetooth, amid 0.0 and 10.0 to 15.0 meters, While the creation of short-range network via choosing the subset of connections with $y_{ijt} \geq -75\text{dbm}$ equivalent to spaces of roughly 1.0 meter or fewer with the purpose of capture only near range connections as displayed in Figure 1 [21].

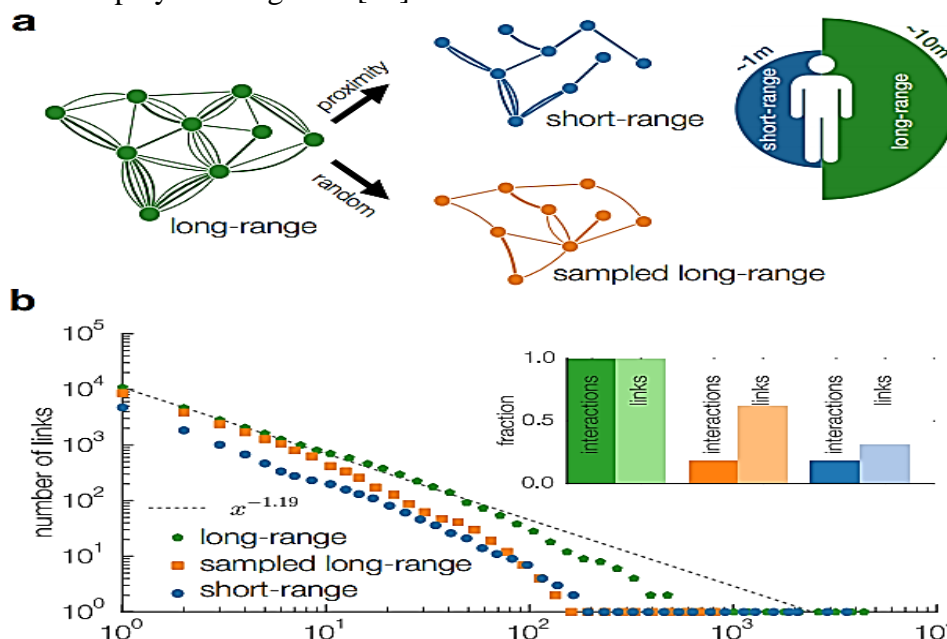


Figure 1-The network of near propinquity connections (a) The network of close proximity connections with strength of sign utilized as a proxy for a propinquity, (b) The link weights (i, j) are broadly distributed

Examination via reviewing variances and likenesses in the link weights spreading amid the three networks (short-range, sampled long-range, and long-range). Computing g the weights as labelled below, the utilizing of the long-range network as a case for every of the networks. In the beginning, make an adjacency matrix A_{i*j*t} with timebins t including connections

aggregated above five minute equivalent to the rate of Bluetooth scanning. This matrix has entrances $a_{ijt} = 1.0$ once a communication is existing and $a_{ijt=0}$ or else. The weight w_{ij} of a link linking two persons is definite as the whole number of connections happening on that link $w_{ij} = \sum_t a_{ijt}$. It is probable to compute the spreading of weight for this network methodically, as the tested long-range network is produced via sampling connections at arbitrary from the complete network [21], make significant variances amid the networks of long -range and the short –range and can calculate this variance utilizing the Shannon entropy. For a node i , begin from a connection with neighbor j with weight w_{ij} and express $\pi(w_{ij}) = w_{ij} / \sum_k w_{ik}$ to show the fraction of the connections of whole of node happening on that link. Nowadays, describe the node entropy as:

$$S(i) = - \sum_j \pi(w_{ij}) \log_2 \pi(w_{ij}) \quad (1)$$

In [22] express the new procedure of GP-growth that can be utilized for mining forms with outstanding objective models thoroughly. They suggest the valuation bases idea permitting us to develop a novel procedure able of acting effective thorough search for several various groups of extraordinary simulations. They spread the well-known FP-tree data construction via substituting the frequency info kept in every node of the tree via the additional overall idea of assessment bases: These are reliant on a definite model class and permit for an effective calculation of the factors of objective model. Automatically, in the general tree (GP-tree), every node keeps an assessment basis that locally delivers completely info essential to calculate the objective model factors. Describe the scope of the expressed method lead to tag features of likely objective models, and explain its instantiations for model groups showed in literature: The applicability of the suggested method is explained via illustration an analogy to data stream mining, provided that a proof of productive for the edition of the assessment base method to other probable model groups.

5.2. Investigation of Sentiment and Opinion Mining

The objective of sentiment and opinion mining [23] study to find opinions stated in the content which is produced by employer automatically. Implements of study of Sentiment and Opinion Mining permit businesses to recognize brand perception, product sentiments, reputation management, and novel product perception. These tools assist employers to observe opinions of product or sentiments on a worldwide. There are several sites of social media reportage opinions of employer of products in various designs. Observing these opinions associated to a specific firm or product on sites of social media is a novel task. Since languages utilized to generate contents are obscure so study of sentiment is difficult. There are main stages of sentiment investigation are discovering important documents, important sections, the total sentiment, computing the sentiment, and accumulating entirely sentiments to make a general idea. Major parts of a view are an opinion stated on a matter, a purpose on which opinion is stated, and the opinion holder. In general matters are signified as a limited group of properties, where every property signifies a finite set of identical words or expressions. The standings of study of sentiment and opinion mining [24] are generally utilized interchangeably in papers of study of machine learning, data mining, etc., though these ideas aren't equal. The sentiment denotation is vague until now and they separate them when wanted. For simplification the performance, they utilize the sentiment term to signify matching sentiment, opinion, appraisal, attitude, assessment, and emotion, the matching description founded on this type of reviews as shown below due to the study of sentiment was projected to treat service or product review as in the following example:

Posted by: John Smith Date: September 10, 2011
 "(1) I bought a Canon G12 camera six months ago.
 (2) I simply love it.
 (3) The picture quality is amazing.
 (4) The battery life is also long.
 (5) However, my wife thinks it is too heavy for her."

The above statement lead to conclude an opinion comprises of the following main parts:

1. Sentences (1), (2), (3), (4), the opinion holder is John Smith; whereas, the holder of opinion is the John's Smith spouse for sentence (5).
2. The review's day is 10th of September, 2011.
3. An Aarget Canon G12 camera.
4. Structures of the objective is the superiority of image and the life of battery are various feature of the similar objective.
5. Sentiment on the objective this assessment together negative and positive number of opinions of Canon G12 camera.
 - Sentence (2) stated a positive opinion of the Canon camera.
 - Sentence (3) described a positive opinion of its picture equivalence.
 - Sentence (4) a positive opinion of the life of battery.
 - Sentence (5) explained a negative opinion of the weight of the camera.

responsibilities of opinion mining can be achieved at the grade of document, level of sentence [2] [25] [26], or level of property [27] [18] [28]. Finding opinions stated in relative sentences is a problematic duty, and initial work can be explained in [28]. In [29] for structure of model, they utilized logistic regression. Because of logistic regression generates a possibility estimation of every review being a spam, which is wanted, so that logistic regression is utilizing. In actual fact, the probabilistic productivity of logistic regression can be utilized in several methods in implementations. Let's say. Those assessments with great possibilities can be calculated dejected to decrease their influences on opinion mining, as the possibility redirects the probability that a review is a spam. No assurance is prepared on whether a review is a spam or not. They utilized the statistical package R (<http://www.r-project.org/>) to make logistic regression. The estimation of the outcomes of arrangement can be done by the utilizing of AUC (Area under ROC Curve). For evaluating the superiority of mode, AUC is a regulated measure utilized in machine learning. They tested Super Vector Machine (SVM), and naïve Bayesian arrangement, but they don't accomplish too. For building the model, they want to produce the preparation data. Now, the describing of reviews, they have definite a great group of properties in [48], opinion mining and examination of sentiment depend on vector extraction to signify the furthestmost salient and significant properties of text. They utilize this vector to categorize the utmost important properties. Usually, two features utilized are presence and frequency term. Presence is a dual-valued property vector in which the accesses specify only whether a term happens (value 1) or doesn't (value 0). Forms of presence a more active foundation to analysis polarity arrangement and exposes a motivating variance: though frequent keywords specify a topic; recurrent terms mayn't replicate the total sentiment. It's probable to enhance other term-based properties to the features vector. Position mentions to how location of token in a text unit may disturb the sentiment of text. Additionally, the presence n-grams normally trigrams and bigrams are considered to be beneficial properties. Many approaches depend on the space amid terms too. Overall study of textual utilizes part of speech info (such as, adjectives, nouns, verbs -and adverbs,) as a fundamental form of word-sense disambiguation. Definite adjectives are good pointers of sentiment and guide choosing of feature to categorize the sentiment. Selection of phrases selects via pre-specified part of speech POS forms, regularly containing an adjective or adverb, assist identify sentiments. A number of investigators have improved other methods of text charting that allocate labels to predefined classes or real numbers signifying the degree of polarity. These methods are firmly certain via subject and field. Many researches on study of sentiment centers on text written in English and, thus, utmost of the resources advanced (for example corpora and sentiment lexicons) are in English. Caring out this research to other languages is a field adaptability problematic. Assessment of presentation of sentiment study is another test due to the ground fact

deficiency. Sentiment analysis is fraught with difficulties. In one case, an opinion word can be interpreted as positive, and in another, it can be interpreted as negative. At that moment, one's point of view is entirely dependent on the circumstances. People's thought styles vary greatly, and it varies from person to person. Some people share their thoughts right away, while others take their time to do so. As a result, evaluating sentences one by one can be challenging due to the fact that reviews of people's opinions may include both positive and negative attitudes [30].

5.3. Social Recommendation

Schemes of conventional recommendation try to mention matters founded on collected ratings of matters from employers or previous obtaining pasts of employers. A common commendation scheme forms utilize of social network of employer and associated info as well to the ways of conventional recommendation. Social recommendation is founded on the theory that persons who are publicly related are more similarity to take part the alike interests (homophile). The employers can be simply affected via the friends they confidence and favor their commendations of friends to unplanned commendations. Purposes of schemes of social commendation are to develop the superiority of commendation and improve the info surplus problematic. Book recommendations are a case of systems of social commendation which is founded on reading lists of friends on Amazon or commendations of friend on Facebook and Twitter [31] [32]. An effective and active method to recommender schemes is use the make employer-specific, make the employer-item rating matrix, and item-specific matrices to make additional expectation of missing data [31] [33] [34] [35]. The evidence behindhand a low-dimensional parameter design is that there is solitary a minor number of parameters affecting the favorites, and that a favorite vector of employer is calculated via how every parameter carrying out that employer [36]. Considers an $m \times n$ rating matrix R describing m employers' mathematical ratings on n matters. A low-rank matrix making method pursues to estimate the rating matrix R via a multiplication of $1 - rank$ parameters,

$$R \approx U^T V, \quad (2)$$

Where: $U \in R^{l \times m}$ and $V \in R^{l \times n}$ with $l < \min(m, n)$. Meanwhile in the actual domain, every employer solitary rates a very minor part of items, regularly, the matrix R tremendously sparse. Conventionally, the way of the Singular Value Decomposition is used to estimate the rate of matrix R via lessening

$$\frac{1}{2} \|R - U^T V\|^2 F, \quad (3)$$

Where: $\|\cdot\|^2 F$ signifies to the Fresenius standard. Nevertheless, because of the cause that R comprises a big number of lost standards, they want to make the perceived ratings in matrix R . Henceforth, modifying Equation 3 to

$$\min_{U, V} \frac{1}{2} \sum_{i=1}^m \sum_{j=1}^n I_{ij} (R_{ij} - U_i^T V_j)^2 \quad (4)$$

Where: I_{ij} is the pointer function that is equivalent to 1.0 in the case of employer u_i rated item v_j and identical to 0.0 So as to prevent overfitting, two additional regularization terms are used into Equation 4. So Equation 5 becomes:

$$\min_{U, V} \frac{1}{2} \sum_{i=1}^m \sum_{j=1}^n I_{ij} (R_{ij} - U_i^T V_j)^2 + \frac{\lambda_1}{2} \|U\|^2 F + \frac{\lambda_2}{2} \|V\|^2 F \quad (5)$$

Where: $\lambda_1 \lambda_2 > 0$. In Equation 5, the optimization problematic reduces the sum-of-squared-errors purpose function with quadratic terms of regularization. Gradient founded methods can be carried out to discover a local smallest. It comprises a fine probabilistic explanation with Gaussian statement noise, the overhead algorithm can be considering one of the utmost popular approaches in cooperative filtering [37].

5.4 Influence Modelling

Social scientists have discovering homophily and effect in social networks for rather about time [38] [39]. It is essential to distinguish whether the fundamental social network is

homophily or effect driven. In the case of making of advertisement, when the social network is effect driven, for enhancement the services or product to the memberships of the social network, the effective employers must be incentivized and recognized. Nevertheless, if the social network is likeness focused, then a number of separate employers must be directed to support sales. Many of social networks have a combination of together effect and homophily. Henceforth, individual they is a task. The authors in [40] [4] provided information on individual social homophily and effect in social networks. In [41], they examined the problematic of effect maximization. For a specified model of information propagation, purposes of effect maximization to recognize the group of preliminary important employers from a specified snapshot of a social network as that they can affect the supreme number of other employers in specified budget restraints. [3] Stated an initial model to recognize important bloggers. The blogosphere submits a distribution of power law with a rare blog being tremendously important while a vast number of blogs being mainly unidentified. Finally, they described that significant bloggers aren't essentially prominent and suggested active effect measures to recognize important bloggers. Overall expressions on displaying and data mining in the blogosphere is specified in [2].

5.5 Source and Distribution of Information

Investigators show how information distributes and discover various patterns of distribution of information, containing the threshold [42], the models of independent cascade, the recovered which is exposed to infected again, and the susceptible– infected. As these models have been presented in [43] [44] [45] [35]. Investigators carry out these models to examine the computer viruses, rumors spread, and illnesses for the duration of outbreaks. There are two significant troubles from the viewpoint of social media are how info extents in a social media network and what reasonable resources are, and which parameters disturb the spread, given information from social media. Investigators gave a good care for diffusion of information as the first problematic. The second problematic is still an unlock study problem information source in social media and specified as an important matter to distinguish truth from rumors. Since data of social media are dispersed and dynamic, the traditional methods utilized in conventional source study can't be directly carried out in social media.

5.6 Privacy, Trust, and Security

The lower and prevalent barricade utilizing of social media offer rise to interests on matters of security and privacy of employer [23]. Novel encounters rise because of opposing needs of employer. On one hand, an employer would like to be as secretive as probable when wanted and conversely, an employer would like to possess as several friends and share as much as probable. Nevertheless, being sociable needs transparency and openness, but being secretive compresses one's partaking. Furthermore, a site of social networking has its business requests to reassure employers to discover every other and increase their networks of friendship as extensively as probable, to be open. Therefore, social media poses novel encounters of safety to repulse fears of security to employers and groups. With the variability of individual information revealed in profiles of employer (for example information of other employers and employer networks might be available indirectly), persons might put themselves and memberships of their social networks at danger for a variation of assaults. Social media has the objective of many passives in addition to stalking, malvertising, phishing, cyberbullying, clickjacking social spamming, and scamming which are consider active attacks. Investigators in [46] presented that solitary a rare employers alternate the defaulting privacy favorites on Facebook. Sometimes, profiles of employer are public wholly, making information accessible and delivering a mechanism of communication to anybody who needs for entrance it. Malicious employers containing spammers, stalkers, and hackers can utilize sensitive information for their personal attain when the profile of person has adjusted at public. From time to time employers of malevolent can lead to emotional or physical distress to other

employers [47]. [48] [47] [11] verified how privacy of employers can be destabilized if an attacker distinguishes the connections presence amongst employers. [49] Stated an effective system to opening the privacy via developing the information of membership of assemblage of employers. [46] Indicate a deficiency of wakefulness of privacy and discover a big number of profiles of social network. Profile is a content in which people defined themselves with a details in terms of their interests and passions. [34] explained the leakage of personally problematic recognizable info and how it can be changed via 3rd parties [50]. [51] presented a new combined mechanism of privacy for superior management shared content amid employers. Absorbed on assisting employers to realize simple sets of privacy these settings didn't consider further difficulties for example attribute implication [52] or mutual data possession [51]. [52] Presented how an antagonist can abuse an online social network with a combination of profiles of employer of private and public to guess the characteristics of private of employers. [53] Offered a framework where employers dictate who might enter their info founded on procedures public-private encryption-decryption. Trust of social relies on several elements that can't be displayed easily in a computational scheme. Various forms of trust description are suggested in the works [54] [10]. The nature of trust is difficult, so makes it very problematic to carry out, specially to social networks [55]. Trust amid any two persons is detected to be influenced via several parameters containing opinions stated and activities taken, past experiences, influences to distribution rumors, motives to gain something extra and influence by others' opinions. Additional significant part of trust is the dependability of employer produced content. [7] Providing an instinctive recording measure to calculate the dependability of health associated content of user-generated in social media.

6. Issues of Research on Analysis of Social Network

Several research matters and encounters facing the understanding of using methods of data mining in study of social network could be recognized like this:

- Static and Dynamic Study – Static study for case in point in bibliographic networks is supposed to be simpler to apply than those in networks of streaming. It is supposed that social network varies regularly over time and study on the whole network can be completed in batch mode. Whereas dynamic investigation of networks of streaming like YouTube and Facebook are very problematic to apply. Networks Data are produced at extraordinary capacity and speed and are frequently in the interactions zone amid persons [56].
- Organizational Study and Linkage-based – This is a study of the linkage performance of the social network with the aim of discover pertinent links, nodes, areas of peoples and forthcoming of the network - Aggarwal, 2011.

6.1. Theory of graph

In the past, theory of graph was possibly the key technique in study of social network of the conception of social network. The method is carried out to analysis of social network so as to define significant characteristics of the network let's say the links and nodes (such as the followers and influencers). The employers that have affected on the actions or opinion of further employers via method of followership or effect on choice prepared via other employers on the network are called influencers as stated in Figure 2. Concept of graph has showed to be very operative on large-scale datasets (for example social network data), this is since it is able of bye-passing the building of a real visual data demonstration in order to work on data matrices [56]. In [57] criticality measurement was utilized to examine the power demonstration and effect that formulas cluster and cohesiveness on social network. In [58] the way of

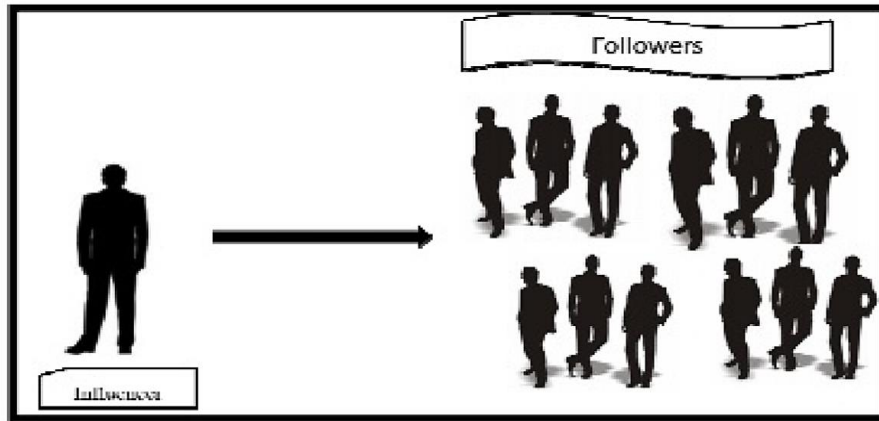


Figure 2- social network graph

Parameterized centrality metric has been utilized by researchers of to analyze the structure network and to overgrown connectivity of nodes. The search designed an allowance of a-centrality method which determines the alleviated paths number which are be amongst nodes.in [59] utilize a bipartite diagram to symbolize the connections amid messages of email (boxes) and contacts of email (circles); they named this diagram a personal email network. If they have M be the messages number and N be the email contacts number, the two kinds of limits in the diagram can be symbolized by utilizing matrix A (N by M) and matrix B (N by M), respectively where: $A_{i,j}=1$ If person i sends message j , $A_{i,j}=0$ otherwise, $B_{i,j} = 1$ if person i received message j , $B_{i,j}=0$ otherwise. Figure 3 shows all mentioned above. Rectangles are messages of email and circles are persons of contact. A number of messages of email have significance values which are assigned via human but others don't. The network capable us to propagate the partly obtainable significance values from persons to messages, and vice versa [59] The bipartite network permits us in 'inject' significance values which are assigned via human which are obtainable for a number of messages in the diagram, and propagate them by the links amongst contact persons and messages.

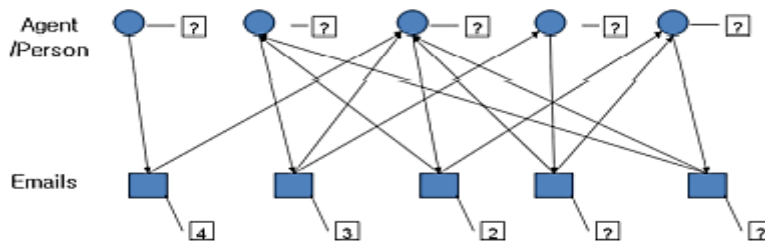


Figure 3-A case of bipartite email network

To be definite, let us handle every significance tag amongst 1, 2, 3, 4 and 5 as a 'category', and utilize vector \vec{X}_k ($M - by - 1$) to specify the tags of messages according to category k as: $X_{k,i} = 1.0$ if message i goes to category k , and $X_{k,i} = 0.0$ or else. The significance propagation from persons to messages is computed as $\vec{Y}_k = B\vec{X}_k$, and the significance propagation from messages to persons is computed as $\vec{X}_k A \vec{Y}_k$. Bring up to date of the significance values for contact persons at every time step (t) is estimated by equation 6:

$$\vec{Y}_k^{i+1} = BA^t Y_k^{-t} = (BA^t)^t B \vec{X}_k^k \tag{6}$$

By this formulation, they seen that vector Y_k^{-t+1} is a linear conversion of the preliminary vector \vec{X}_k whose factors are the partly obtainable significance values at a definite level of messages, lastly, definite the technique of SIP (Semi-supervised Importance Propagation) iteratively utilized to resolve problematic as in equation 7:

$$\vec{Y}_k^{i+1} = E_k \vec{Y}_k^t = \alpha \hat{C} \vec{y}_k^t + (1 - \alpha) U_k \vec{Y}_k^t = \alpha \hat{C} \vec{y}_k^t + (1 - \alpha) \vec{Y}_k^1 \quad (7)$$

They can see that $U_k \vec{Y}_k^t = \vec{Y}_k^1 \vec{1} \vec{Y}_k^t = \vec{Y}_k^1$. Since matrix E_k is complex, vector \vec{Y}_k steadies when t is big. This produces the stable point formulation as in equation 8:

$$\vec{Y}_k = E_k^t \vec{Y}_k \quad (8)$$

6.2. Detection of Community by Utilizing Hierarchical Clustering

A community represent a minor compacted assemblage inside a larger network as presented in Figure 2 [56]. Sites of social network have many important characteristics; construction of community considers on of these characteristics. Employers with same interest make societies on social network in that way exhibiting strong sectional construction. As any other communities in the actual world, communities on social networks are difficult in nature and to perceive. Practicing the suitable tools in understanding and perceiving the network societies' behavior is vital as this can be used to form the dynamism of the field they have its place. Various researchers have carried out several clustering procedures to perceive communities on social network, with graded gathering being generally utilized [56]. This method is a mixture of different methods utilized to collection nodes in the network to expose separate assemblages' strength which is then utilized to allocate the network inside societies. Vertex clustering belongs to graded gathering approaches, the step of addition of vertices of graph in a vector space can lead to determine the vertices of graph with the aim of pairwise length amid vertices can be determined. Hierarchical clustering focus on shared network connections number united via two nodes is Structural similarity. Two persons on social network with numerous communal friends are extra probable to be nearer than two persons with rarer mutual friends on the network. In the similar social network, if there are different employers frequently recommend items and facilities to one another founded on the practice on the services or items convoluted.

6.3. Recommender Scheme in Community of Social Network

Method of collaborative filtering (CF), According to the mutuality amid nodes in groups of social networks which makes one of the three groups of the recommender system (RS) as presented in Figure 4, can be utilized to abuse the relationship amongst employers. Items can be suggested to an employer depend on the shared connection rating of it. The major shortcoming of collaborative filtering is data sparsity, content-based (another technique of recommender system) discover the constructions of the data to generate recommendations. Generally, the hybrid methods propose recommendations via uniting content-based recommendations and collaborative filtering. The test in [60] suggested a hybrid method called Entrée C, a scheme that pools knowledge-based collaborative filtering and recommender system to commend restaurants. In [61] the research developed collaborative filtering procedure via utilizing a rapacious application of categorized agglomerative clustering to propose approaching journals or conferences in which investigators specially in science of computer can record the work of them. The Semantic Web podium works to distribute the knowledge and re-using probable over different implementations and edges of community. Determining the improvement of Semantic Web supports the importance knowledge of Semantic WC and imagines the combination of the SW. The researcher in [62] used Friend of a Friend (FOAF) feature to discover how universal and local communal grade assemblages improve and grow in big-scales social networks on the Semantic Web. The analysis exposed the development plans of social constructions and predictions future point. [63] Show model of practicing of SW founded Model of Analysis of Social Network makes the ontological domain library of analysis of social network united with the common summary of SW to achieve smart recovery of the services of Web. Moreover, Voyeur Server [64] developed on the open-basis Web-Harvest basis for the group of connected communal network data so as to examine constructions of improvement of confidence and of connected

logical relationship. SW is a novel zone in analysis of social network and study in the domain is still developing.

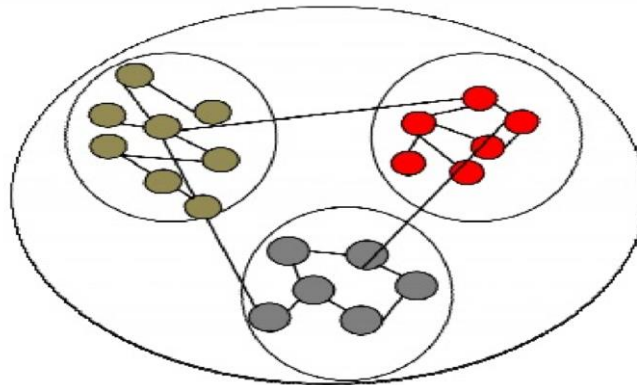


Figure 4-Community Structure of Social Network

6.4. Analysis of Opinion on Social Network

In relation to Technorati, roughly 75000.0 novel blogs and 1.20 million fresh posts offering opinion on services and products are produced daily. Likewise, huge data produced every minute on communal sites of social network are loaded with employers' opinion relating to various subject going from issues of personal to global [65]. On sites of social network, opinions of users can be devoted to as detection and recognition of negative or positive presentation on various topic issues of interest. Frequently, these views are considerable and the pointers of them can be used as motivation once creating decisions and selections on enhance of definite services and products or even confirmation of political applicant through selections [66]. Although online opinions can be exposed thru utilizing traditional approaches, this formula is in opposition insufficient as the big size of info produced on sites of social network. This information underlines the significance methods of mining of data in mining opinion stated on site of social network. Several approaches have improved to examine the opinion rising from services, happenings, products, and assessment of person on site of social network. Using of implements of data mining for study of sentiment and opinion contain groups of modest counting approaches to engine learning. Classifying of opinion-based text by utilizing dual difference of positive in contradiction of negative [17], is set up to be inadequate in the case of position matters in relations of assessment or recommendation of some opinions of commentators (let's say, utilizing actors featured in two various films to choose which of them to show at the cinema). Defining performers from documents on site of social network has turn into valued as important actors are represented as variables in the documents after practicing methods of data mining. The indication of co-happening can be realized for example feasible info [51].

6.4.1 Opinion Mining Based on Feature

Study of feature-based may be recognized as Aspect-based is the procedure of mining the part of person customs has studie [27] . As not wholly features / aspects of a person are frequently reread by customs. It is essential to show the features reviewed to define the divergence of the general assessment whether negative or positive. Sentiments stated on several persons are simpler to examine than others, one of the aims being that reviews are obscure. Depending on [29] problematic of opinion based on aspect are more in forum and blogs considerations than in reviews of service or product. The aspect/person (possibly a laptop device) studied is either 'thumb down' or 'thumb up', thumb down actuality negative assessment whereas thumb up i.e. a positive review. Contrariwise, in discussions of forum and blogs, person and aspects aren't realized and there are great levels of unimportant data which establish din. So, it is

essential to recognize sentences of opinion in every review to define if really all sentences of opinion are negative or positive. The using of sentences of Opinion is to show opinion based on aspects which improves the whole mining of review of service or product. A holder of opinion states either negative or positive opinion [25] on a person or a share of it in the case of offering a steady opinion. In [67] put need on distinguishing the two projects of discovering unbiased from non-natural sentiment, and negative and positive sentiment too. This is supposed to rise the accuracy of electronic constructions largely.

6.4.2. Homophily Clustering in Development of Opinion

Mainly, influencers’ opinion on site of social network is founded on their individual opinions and can’t be make it as unconditional detail. The opinions of them are able of affecting the choices of other employers on varied issue problems. Views of influential employers on Social network frequently computation, resultant in the evolvement of development of opinion. Clustering data mining method can be used to form development of opinion via technique of evaluating the unaffected and affected nodes. Employers that describe the similar opinion are connected below the similar nodes and the similar opinion with contrasting opinion are related in additional nodes as displayed in Figure 5. This idea is mentioned to as homophily in site of social network [38].




Figure 5-Homophily Display Opinion of Followers and Influencer in Site of Social Network

The members performance in every node is focus to regulate in attention of the members’ performance in other nodes [66]. Development of opinion begins from the primary step when the bulk of members don’t give any awareness to choose achievement on important matter at this step due to they don’t represent the action applied. In the case of presented opinion is persuasive info is flowed and memberships start to create either negative or positive elections. In this step, the select of influential members who are either effective in the domain or in announcement skill interests the followership of the sectional. The primary step (as exposed Figure 6) is converted to aware step (as displayed in Figure 7). The infiltrate step regulates in when the sectional is capable to make a various opinion depend on additional performance of mediators and preface of novel info.

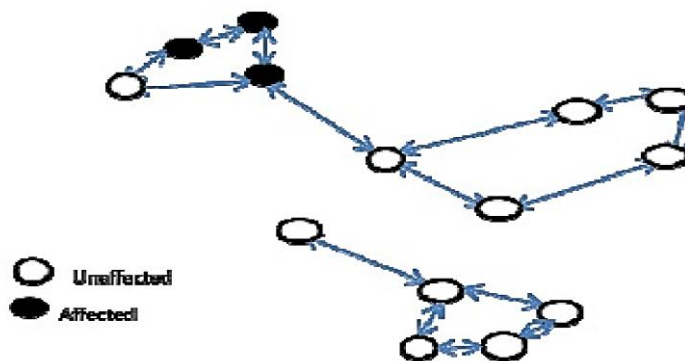


Figure 6- Primary step of Development of Opinion

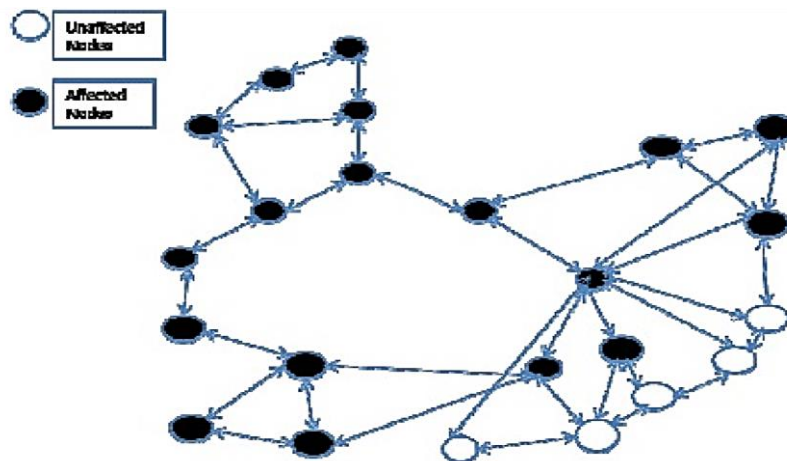


Figure 7-Alert Case of Development of Opinion

6.4.3 Description and Summarization of Opinion

For recognizing opinion overall info offers increasing to face of automatic summarization. And summarization of opinion is necessary methods. A text, topic or sentence in an essay, all these terms can be help for description of opinion. Abstraction of opinion which is selected among many opinions exposed on part of expressing via studying the degree, and the sentiment polarizations related happenings. Authors in [68] utilized a Support Vector Machine (SVM) with linear kernel to study the polarization of impartial cases in official papers. The outcomes of their study suggest that polarity difficulties can be adequately treated as three group problems by using pairwise combination whereas combining results in outstanding behaviors. Abstraction of opinion is important to write summary and following tracking. Texts, documents, and topics are examined to abstract section of opinion. It is essential of summarize opinion since not wholly opinion stated in an essay are predictable to be of significance to matter below thoughtfulness. Abstraction of pinion is beneficial to dealings and management, as it assists to develop products and policies respectively [69].

6.4.4 Extraction of Opinion

Analysis sentiment handles formation and arrangement of personal info existing in a material [70]. This mayn't essentially be fact-founded as people possess various feelings to the similar product, topic, service, happening or individual. The step of extraction of opinion is essential with the aim of objective the exact section of the document in the case of the actual opinion is stated. Opinion of an individual in a focused topic mightn't sum excepting if the singular is an authority in the domain of the topic. Opinion from different persons wants together extraction and summary of opinion [29]. In extraction of opinion, the persons' number that offer their view on a specific subject are more significant that participation may be worth take out. Opinion can purpose at a precise article also can associate two or more objects. The official is an unvarying opinion whereas the latter is relative [29]. Extraction of opinion recognizes individual paragraphs with arrangement of negative or positive sentimental.

6.5 Examination of Sentiment on site of Social Network

Examination of sentiment has its origins in papers available via [71]. They examined market sentiment. The idea advanced grown more ground the year afterward where writers like [17] have stated their results. Analysis of sentiment mentioned to as recognition and finding of negative or positive exhibition of opinion via persons on differs topic cases of attention. Presentation of opinions via employers of social network are regularly considerable and these pointers can be utilized to make the foundation for decisions and selections made via persons on enhance of definite services and products or authorization of political contender through

selections [17]. It is praiseworthy of reminder that the vast opinions of numerous millions of employers of social network are overpowering, reaching from significant ones to mere statements (e.g. “The phone doesn’t derive in my preferred color, thus it considers a waste of money”). It is essential to examine presentation of sentiment on site of social network with methods of data mining with the purpose of production of an expressive outline that can be utilized as tools for enhancing the decision. Varied procedures are used to determine sentiment that problems to a text, topic, document or behavior of person below review. The aim of analysis of sentiment on site of social network is to recognize probable idea in the community as it alarms the observations, defiance, and the predictions of investor or the community. The persons alarm to take support activities via creating important decisions, this is allowing by recognition. It is significant to interpret expression of sentiment to valuable understanding via method of analysis and mining data.

6.5.1 Sentiment Orientation (SO)

For enticing thousands of analyses, extensive products are probable. This might find it problematic for potential purchasers to pathway practical assessments that might help in building of decision. Sellers make utilize of Sentiment Orientation (SO) for their rating regular in additional to protect immaterial or deceptive assessments existent to assessors the five-star scale rating with five suggesting greatest rated although one shows poor rating. In [72] Orientation of Sentiment was utilized to develop the mood arrangement presentation. Live paper blog corpus dataset was utilized to practice and assess the using of technique. The test offered a modular capable categorized method of arrangement applied together with Sentiment Orientation aspects and methods of machine learning. The primary outcome of accurateness of cataloguing verified somewhat overhead the reference point. A combination of flexible hierarchy founded method of mood to realize the organization of mood that aspects that points to correct arrangement of presentation of mood can be saved from the numerous condensed blog quantity field.

6.6 Reviews and Ratings of Product

The dependence on the internet, particularly sites of social network for info once creating selections of services or products has improved the essential of studying addicted to the electronic-word-of-mouth. Frequently, reviews and ratings of product comprises terms of sentiment [73], an item can be valued founded on the reviewer mood at the time. Opinions and Ciao considers sites of Social network, these sites permit employers to found a confidence network amongst them presentation who to confide in proposing ratings and reviews of product. Several of online stocks give to their customs the coincidental to either review / rate of service or product they bought. This process allows potential customs to enter to first-hand info about these services/ products beforehand creation buying. Poorly valued or revised services products be wont to entice very low or no support at all. Tools of DM are utilized to study the products reviews and ratings idea on sites of social network. The trials in [74] suggested a progressive matrix factorization technique able of growing rating forecasts and assessment correct strong point of trust relations inside the similar period. Even if overall employers who confidence others in the similar network tend to possess alike ratings over time as homophily and social effect, this doesn’t involve related favorites. In [75] suggested a basic setting that feats multi-modal social networks that deliver item commendations in social rating networks (SRNs). Utilizing their technique of Social-Union which contacts likeness matrices created from varied (bipartite and unipartite) explicit or indirect SRNs, they decided that social-union out-done prevailing popular terms commendation schemes.

6.6.1 Ratings and Reviews (RAR) Architecture

RAR is a theoretical architecture formed as a collaborating construction. It is employer input concerned with that progress’s relative novel reviews. The employer deliveries the service or product name of whose presentation has former appraised online via customs. These schemes

checked over the quantity of revised to discover if it is stowed in the local store of the architecture for newest assessments. It is afterward utilized, if the provided data is set up to be latest. Crawling is completed on unimportant site for example Expedia.com.au and TripAdvisor.com, when it is found to be outdated. The data recovered on these sites, then nearby made to find out the essential explanation. Ratings and Reviews construction formed whole explanations of service and product under review inside a line of time via using sequential dimension study with distribute chart and linear regression. The utilizing of tagging of rare words for free available field ontology for process of identification of characteristics. Due to tagging POS of every word in total opinion and reviews word documentation are time overwhelming and computationally costly although it generates great accurateness. The neighbor word using (words about the feature happenings) helps the trimming down of computational directly above [75].

6.6.2 Rating Study of Aspect

There is a mathematical valuation regarding to the feature pointing to the satisfaction level called aspect-rating represented in the commentaries assembled in the direction of to this feature and the feature rating. It makes utilize of little expressions and their transformers [29], let's say excellent price'. 'Good product. Every aspect is taken out and organized by utilizing Probabilistic latent semantic analysis (PLSA). PLSA utilizing instead of phrase construction. The recognized whole post is demoralized to determine the aspect rating. Aspect collection are terms that mutually stands for an aspect that employers are alarmed in and would explain. Method of Latent Aspect Rating Analysis (LARA) tries to study opinion allowed via various assessors via achievement a text mining at the topical aspect point. Once coming at a positive supposition, this permits the determinacy of every latent score of reviewers on each aspect and the significant influence on them. The latent scores exposure on various features can immediately endure summarization of opinion based on aspect. The aspect effects are relative to examining score presentation of assessors. The fusion latent scores and aspect effects is able of satisfying modified aspect level scoring of persons by utilizing just those reviews created from assessors with similar aspect effects to those measured via a specific employer [76]. Summarization of opinion based on aspect makes utilize of grouping of reviews of employer of a topic as input and makes a group of significant features taking account the united sentiment of every aspect and promoting written sign [77].

6.6.3 Lexicon of Sentiment

Lexicon of Sentiment is a vocabulary of sentimental words assessors. Frequently utilized in their presentation. Once used mining sentiment in document, lexicon of sentiment is paper of the mutual words that improves methods of data mining. Various quantity of lexicon of sentiment can be produced for diversity of topic items. Such as, words of sentimental utilized in politics are regularly changed from those utilized in sport. Increasing the happening of lexicon of sentiment assists to center more on studying happening of topic-specific, nonetheless with the high manpower usage. Methods of Lexicon-based want analyzing to do on reasonable, simple, compound, provisional questions and sentences [78]. Via utilize of synonyms; Lexicon of Sentiment can be extended. Development of lexicon over the utilizing of replacements has a shortcoming of the wording mislaying it main meaning afterward a rare restatement, and can be improved via 'throwing away' neuter terms that shows neither negative nor positive presentation. Neuter presentation is mutual particularly in reviews and ratings of products.

7. Unsupervised Arrangement of Data of Social Network

an algorithm of direct unsupervised learning can be utilized to assess an analysis as 'thumbs down' or 'thumbs up' [17]. The method of digging out presentation that contain adverbs or adjective. The orientation of semantic of each phrase can be approached by utilizing PMI-IR [79], then categorize the review by utilizing the mean orientation of semantic of the

expression. Strength of title, comments and body produced from post of blog which has utilized in clustering alike blogs into important assemblages. When keywords did very significant character which might be complicated and bare. EM-founded and forced-LDA were used to group phrases of aspect obsessed by classes of aspect [80]. In [17] two unsupervised outlines founded on link construction of the Web pages, and Agglomerative/Conglomerated Double Clustering (A/CDC) was utilized to discover collection of persons on the web and the outcome shows to be more correct than those attained via usual agglomerative grouping above 20.0% whereas attaining above 80.0% F-measure. There is other unsupervised learning can be utilized in investigation of sentiment in products reviews and rating contain POS (Part of Speech) tagging. Adjectives of Part of Speech are marked to show negatives and positive ones. polarity of Sentiment is the double arrangement of a following document inside a generally negative and positive opinion. In assessment this is normally called with the presentation of ‘thumbs down’ and ‘thumbs up’. The polarization of positive in contradiction of negative is considered to provide a general study of sentiment showed on matter below assessment. Bootstrapping makes a section of the unsupervised methods. It uses available prime classifier to form branded data which a supervised procedure can form upon [25]. Orientation of semantic is an unsupervised method presently utilized for analysis of sentiment on social network. It attributes various meaning to an only one word – replacement and may be either be negative or positive let's say ‘the party is bad’ may in real truth indicate the party is great. Way and strength of words utilized can regulate the orientation of semantic of the opinion presented [81].

7.1. Arrangement of Semi-supervised

Semi supervised learning is an aimed procedure however unlike unsupervised; it can be definitely assessed. In [82] ran on a mini group of practicing of seed in negative and positive explanation designated for purpose of training of term classifier. Comparatives of antonym and Synonym were additional to the seed groups in a connected dictionary. The method was intended to generate the lengthy groups P’ and N’ that forms the groups of working out. Additional learners were used and a dual classifier was form by utilizing each brightness in the dictionary for word in P’U N’ and transforming them to a vector. Their method finds the source of info which they described was lost in previous methods have been utilized for this duty. organization of lexical of Semi-supervised suggested via [83]combined lexical understanding inside supervised learning and extent the method to contain unlabeled data. Cluster supposition was involved via combination two documents with the similar cluster assistant the sentiment words of positive - negative as sentiment documents. The polarization of sentiment of document chooses the word polarization and conversely. The authors in [84] semi-supervised learning utilizes detection of polarization as semi supervised tag transmission problematic in charts. Every node signifying terms whose polarization to be exposed. The outcomes display tag transmission developments stupendously overhead the standard and other methods of semi supervised as Minutes Randomized and Mincuts. The task of [84] associated semi-supervised learning based on graph with regression and [17]suggested metric tagging which goes SVM regression as the primary tag favorite function similar to likeness determine. The outcome displays that the semi supervised learning (SSL) based on graph procedure as per PSP (positive-sentence-percentage) assessment (SSL+PSP) showed to accomplish in the good form.

7.2. Classification of Supervised

Methods of clustering are utilized where foundation of data is recognized nonetheless arrangement of data is unidentified [3], procedures of arrangement are methods of supervised learning utilized where the organization of data is previously recognized. It is well-meaning of reference that accepting the problematic to be resolved and choosing for the correct tool of data mining is necessary once utilizing methods of data mining to resolve matters of social

network. Preprocessing and allowing for rights of privacy of person must be taken into consideration. meanwhile social media is a dynamic podium, effect of time can be balanced in the subject of recognition of topic, nonetheless not considerable at widening of network, assemblage performance effect or presentation since this refers are destined to alteration occasionally. Info bring up to date in Social network as Facebook and twitters explain Application Programmers Interfaces (APIs) that forms it probable for crawler, which collect novel info in the site, to keep the info for advanced using and bring up to date. In [17] a procedure of supervised learning used the grouping of several foundations of truths to tag connect of adjectives possess alike or unlike orientations of semantic. The algorithm caused in a chart with nodes and relations which signifies adjectives and likeness or unlikeness of orientation of semantic.

Table 4 explains various methods of data mining in this review are itemized and includes the investigational outcomes and the times, the methods used, and essayists of the methods.

Table 4-Methods of Data Mining presently utilized in Analysis of Social Network

Method	Tools	Trials	Authors and dates
Graph Theoretical	Significance determine	Inspects illustration of Power and effect that makes cohesiveness and clusters.	Burts (2005) Borgatti & Everett (2006)
Detection of Community (hierarchical grouping)	Vertex grouping	Measures pairwise distance amid vertices.	Papadopoulos et al (2012)
System of Recommender	(Collaborative filtering) CF	Uses suggestion amongst employers via approach of recommendation of item.	Liu & HJ Lee (2010)
Semantic Web	Friend of a Friend (FOAF)	Utilized to discover how local and universal society level collections Improve and change in big-range social networks on the Semantic Web.	Zhou et al (2011)
Analysis of Opinion	Feature / Aspect Based	To recognize negative or positive opinion Terms in analyses of product.	Hu & Liu (2004)
Development of Opinion	Homophily Grouping	Utilized to connect similar opinion below the identical nodes.	Lynn Smith-Lovin & Cook, (2001) Jackson M, 2010
Description and Summarization of Opinion	Support Vector Machine (SVM/linear kernel	Utilized to learn the polarization of neutral cases in official papers.	Ku et al (2006)
Sentiment Orientation (SO)	method of arrangement hierarchical	Utilized to develop the presentation of classification of mood	Keshtkar, & Inkpen (2009)
Reviews and Ratings of Product	technique of factorization of Matrix	Utilized to rise rating guesses and evaluation correct powers of confidence relations	Au Yeung and Iwata (2011)
Rating Analysis of Aspect	Latent Aspect Rating Analysis (LARA)	Utilized to define each latent score of reviewers on every aspect and the	Wang et al (2010)

		significant effect on utilizers once forming last decision.	
categorization of Unsupervised	Section of speech labelling	Utilized to rate an assessment as 'thumbs down' or 'thumbs up'.	Santorini (1995)
categorization of Semi-supervised	lexical categorization of Semi-supervised	Utilized to Integrate lexical understanding inside supervised learning.	Sindhvani & Melville (2008)
categorization of Supervised	Multiple truths foundation	Utilized to form chart with nodes and relations which signifies adjectives and likeness	Turney (2002)

8. Conclusion and Recommendations

Various methods of DM have been utilized in study of social network as protected in the current review. The methods varied from unsupervised, semi supervised, and supervised learning approaches. Until now several levels of achievements have attained either with lonely or united methods. The trials result lead to analysis of social network is supposed to possess a shelter lighter on the construction and actions of social network. The different investigational fallouts possess complete the significance of methods data mining in recovering valued info and substances from vast data produced on social network. Forthcoming review will tend to examine new case of the art data mining methods for studying of social network. The review will associate related data mining implements and commend the utmost appropriate tools for the dataset to be examined.

References

- [1] M.-A. a. K. S. a. L. H. a. o. Abbasi, "Lessons learned in using social media for disaster relief-ASU crisis response game," in *International conference on social computing, behavioral-cultural modeling, and prediction*, Springer, 2012, pp. 282--289.
- [2] N. a. L. H. Agarwal, "Modeling and data mining in blogosphere," *Synthesis lectures on data mining and knowledge discovery*, vol. 1, pp. 1--109, 2009.
- [3] N. a. L. H. a. T. L. a. Y. P. S. Agarwal, "Identifying the influential bloggers in a community," in *Proceedings of the 2008 international conference on web search and data mining*, 2008.
- [4] S. a. M. L. a. S. A. Aral, "Distinguishing influence-based contagion from homophily-driven diffusion in dynamic networks," *Proceedings of the National Academy of Sciences*, vol. 106, pp. 21544--21549, 2009.
- [5] D. a. G. Y. Artz, "A survey of trust in computer science and the semantic web," *Journal of Web Semantics*, vol. 5, pp. 58--71, 2007.
- [6] L. a. H. D. a. K. J. a. L. X. Backstrom, "Group formation in large social networks: membership, growth, and evolution," in *Proceedings of the 12th ACM SIGKDD international conference on Knowledge discovery and data mining*, 2006, pp. 44--54.
- [7] S. T. a. L. H. Moturu, "Quantifying the trustworthiness of social media content," *Distributed and Parallel Databases*, vol. 29, pp. 239--260, 2011.
- [8] L. a. M. M. a. H. A. Mui, "A computational model of trust and reputation," in *Proceedings of the 35th annual Hawaii international conference on system sciences*, 2002, pp. 2431--2439.
- [9] M. S. a. B. S. F. Abd, "Recognizing job apathy patterns of Iraqi higher education employees using data mining techniques," *Journal of Southwest Jiaotong University*, vol. 54, 2019.
- [10] S. F. a. A. M. S. a. M. I. K. a. A.-S. M. M. Behadili, "Breast cancer decisive parameters for Iraqi

- women via data mining techniques," *J Contemp Med Sci/ Vol*, vol. 5, pp. 71--76, 2019.
- [11] J. a. Q. Y. a. H. G. a. H. Y. a. S. A. K. a. Z. C. a. W. Y. a. Z. R. Ma, "De-anonymizing social networks with random forest classifier," *IEEE Access*, vol. 2017, pp. 10139--10150, 6.
- [12] D. a. R. O. F. a. M. B. a. N. W. Olmedilla, "Security and trust issues in semantic grids," in *Dagstuhl Seminar Proceedings*, Schloss Dagstuhl-Leibniz-Zentrum für Informatik, 2006.
- [13] S. Ray, "A quick review of machine learning algorithms," in *2019 International conference on machine learning, big data, cloud and parallel computing (COMITCon)*, IEEE, 2019, pp. 35--39.
- [14] G. a. V. V. Joseph, "Analyzing Airbnb customer experience feedback using text mining," in *Big Data and Innovation in Tourism, Travel, and Hospitality*, Springer, 2019, pp. 147--162.
- [15] V. P. a. D. K. a. G. R. Moulisree, "ATTITUDE TOWARDS SOCIAL NETWORKS AMONG DIFFERENT AGE GROUPS-A QUESTIONNAIRE SURVEY," *European Journal of Molecular & Clinical Medicine*, vol. 7, 2020.
- [16] D. a. M. J. A. a. B. M. M. a. P. K. a. T. L. a. S. L. a. S. J. M. Arigo, "Methods to assess social comparison processes within persons in daily life: a scoping review," *Frontiers in psychology*, p. 2909, 2020.
- [17] B. a. L. L. a. V. S. Pang, "Thumbs up? Sentiment classification using machine learning techniques," *arXiv preprint cs/0205070*, 2002.
- [18] A.-M. a. E. O. Popescu, "Extracting product features and opinions from reviews," in *Natural language processing and text mining*, Springer, 2007, pp. 9--28.
- [19] M. a. S. F. a. N. A. B. Injadat, "Data mining techniques in social media: A survey," *Neurocomputing*, vol. 214, pp. 654--670, 2016.
- [20] A. a. P. A. a. L. S. Stopczynski, "How physical proximity shapes complex social networks," *Scientific reports*, vol. 8, pp. 1--10, 2018.
- [21] V. a. L. S. Sekara, "The strength of friendship ties in proximity sensor data," *PloS one*, vol. 9, p. e100915, 2014.
- [22] F. a. B. M. a. A. M. Lemmerich, "Generic pattern trees for exhaustive exceptional model mining," in *Joint European Conference on Machine Learning and Knowledge Discovery in Databases*, Springer, 2012, pp. 277--292.
- [23] P. a. L. H. Gundecha, "Mining social media: a brief introduction," *New directions in informatics, optimization, logistics, and production*, pp. 1--17, 2012.
- [24] L. a. C. W. a. L. X. a. Z. W. a. Y. M. Yue, "A survey of sentiment analysis in social media," *Knowledge and Information Systems*, vol. 60, pp. 617--663, 2019.
- [25] E. a. W. J. Riloff, "Learning extraction patterns for subjective expressions," in *Proceedings of the 2003 conference on Empirical methods in natural language processing*, 2003, pp. 105--112.
- [26] H. a. H. V. Yu, "Towards answering opinion questions: Separating facts from opinions and identifying the polarity of opinion sentences," in *Proceedings of the 2003 conference on Empirical methods in natural language processing*, 2003, pp. 129--136.
- [27] M. a. L. B. Hu, "Mining and summarizing customer reviews," in *Proceedings of the tenth ACM SIGKDD international conference on Knowledge discovery and data mining*, 2004, pp. 168--177.
- [28] H. a. M. P. Liu, "Interestmap: Harvesting social network profiles for recommendations," in *Proceedings of IUI Beyond Personalization 2005: A Workshop on the Next Stage of Recommender Systems Research*, Citeseer, 2005, pp. 54--59.
- [29] N. a. L. B. Jindal, "Identifying comparative sentences in text documents," in *Proceedings of the 29th annual international ACM SIGIR conference on Research and development in information retrieval*, 2006, pp. 244--251.
- [30] R. a. E. H. a. M. R. a. P. R. Alatrash, "Sentiment Analysis Using Deep Learning for Recommendation in E-Learning Domain," in *Progress in Advanced Computing and Intelligent Engineering*, Springer, 2021, pp. 123--133.

- [31] Y. a. Y. G. a. C. Z. a. D. Y. a. D. H. Wang, "A trust-based probabilistic recommendation model for social networks," *Journal of Network and Computer Applications*, vol. 55, pp. 59--67, 2015.
- [32] L. a. L. J. Backstrom, "Supervised random walks: predicting and recommending links in social networks," in *Proceedings of the fourth ACM international conference on Web search and data mining*, 2011, pp. 635--644.
- [33] A. M. a. H. M. Kaplan, "Users of the world, unite! The challenges and opportunities of Social Media," *Business horizons*, vol. 53, pp. 59--68, 2010.
- [34] B. a. W. C. E. Krishnamurthy, "On the leakage of personally identifiable information via online social networks," in *Proceedings of the 2nd ACM workshop on Online social networks*, 2009, pp. 7--12.
- [35] M. W. Macy, "Chains of cooperation: Threshold effects in collective action," *American Sociological Review*, pp. 730--747, 1991.
- [36] J. D. a. S. N. Rennie, "Fast maximum margin matrix factorization for collaborative prediction," in *Proceedings of the 22nd international conference on Machine learning*, 2005, pp. 713--719.
- [37] H. a. Z. D. a. L. C. a. L. M. R. a. K. I. Ma, "Recommender systems with social regularization," in *Proceedings of the fourth ACM international conference on Web search and data mining*, 2011, pp. 287--296.
- [38] M. a. S.-L. L. a. C. J. M. McPherson, "Birds of a feather: Homophily in social networks," *Annual review of sociology*, vol. 27, pp. 415--444, 2001.
- [39] A. K. a. G. V. Gupta, "Knowledge flows within multinational corporations," *Strategic management journal*, vol. 21, pp. 473--496, 2000.
- [40] S. a. Z. R. a. L. H. Kumar, "Understanding user migration patterns in social media," in *Twenty-Fifth AAAI Conference on Artificial Intelligence*, 2011.
- [41] D. a. K. J. a. T. { . Kempe, "Maximizing the spread of influence through a social network," in *Proceedings of the ninth ACM SIGKDD international conference on Knowledge discovery and data mining*, 2003, pp. 137--146.
- [42] N. Bailey, "The mathematical theory of infectious diseases and its applications The mathematical theory of infectious diseases and its applications Charles Griffin and company," *Great Britain*, 1975.
- [43] V. a. M. E. a. B. F. M. Mahajan, "New product diffusion models in marketing: A review and directions for research," *Journal of marketing*, vol. 54, pp. 1--26, 1990.
- [44] E. Berger, "Dynamic monopolies of constant size," *Journal of Combinatorial Theory, Series B*, vol. 83, pp. 191--200, 2001.
- [45] M. Granovetter, "Threshold models of collective behavior," *American journal of sociology*, vol. 83, pp. 1420--1443, 1978.
- [46] R. a. A. A. Gross, "Information revelation and privacy in online social networks," in *Proceedings of the 2005 ACM workshop on Privacy in the electronic society*, 2005, pp. 71--80.
- [47] D. Rosenblum, "What anyone can know: The privacy risks of social networking sites," *IEEE Security & Privacy*, vol. 5, pp. 40--49, 2007.
- [48] A. a. S. V. Narayanan, "Robust de-anonymization of large sparse datasets," in *2008 IEEE Symposium on Security and Privacy (sp 2008)*, 2008, pp. 111--125.
- [49] G. a. H. T. a. K. E. a. K. C. Wondracek, "A practical attack to de-anonymize social network users," in *2010 IEEE symposium on security and privacy*, IEEE, 2010, pp. 223--238.
- [50] J. a. Q. Y. a. H. G. a. H. Y. a. S. A. K. a. Z. C. a. W. Y. a. Z. R. Ma, "De-anonymizing social networks with random forest classifier," *IEEE Access*, vol. 6, pp. 10139--10150, 2017.
- [51] A. C. a. S. M. a. P. F. Squicciarini, "Collective privacy management in social networks," in *Proceedings of the 18th international conference on World wide web*, 2009, pp. 521--530.
- [52] E. a. G. L. Zheleva, "To join or not to join: the illusion of privacy in social networks with mixed public and private user profiles," in *Proceedings of the 18th international conference on World*

- wide web, 2009, pp. 531--540.
- [53] R. a. B. A. a. S. N. a. B. B. a. S. D. Baden, "Persona: an online social network with user-defined privacy," in *Proceedings of the ACM SIGCOMM 2009 conference on Data communication*, 2009, pp. 135--146.
- [54] P. Sztompka, *Trust: A sociological theory*, Cambridge university press, 1999.
- [55] J. a. H. J. Golbeck, "Inferring binary trust relationships in web-based social networks," *ACM Transactions on Internet Technology (TOIT)*, vol. 6, pp. 497--529, 2006.
- [56] M. a. G. M. M. a. S. F. Adedoyin-Olowe, "A survey of data mining techniques for social media analysis," *arXiv preprint arXiv:1312.4617*, 2013.
- [57] R. S. Burt, *Brokerage and closure: An introduction to social capital*, OUP Oxford, 2007.
- [58] R. a. L. K. Ghosh, "Parameterized centrality metric for network analysis," *Physical Review E*, vol. 83, p. 066118, 2011.
- [59] S. a. Y. Y. a. L. F. a. M. I.-C. Yoo, "Mining social networks for personalized email prioritization," in *Proceedings of the 15th ACM SIGKDD international conference on Knowledge discovery and data mining*, 2009, pp. 967--976.
- [60] R. Burke, "Hybrid recommender systems: Survey and experiments," *User modeling and user-adapted interaction*, vol. 12, pp. 331--370, 2002.
- [61] M. C. a. C. Y. a. K. R. a. J. M. Pham, "A clustering approach for collaborative filtering recommendation using social network analysis," *J. Univers. Comput. Sci.*, vol. 17, pp. 583--604, 2011.
- [62] L. a. D. L. a. F. T. Zhou, "How is the Semantic Web evolving? A dynamic social network perspective," *Computers in Human Behavior*, vol. 27, pp. 1294--1302, 2011.
- [63] D. A. a. K. S. a. A. O. a. L. C. Rahayu, "RnR: Extracting rationale from online reviews and ratings," in *2010 IEEE International Conference on Data Mining Workshops*, 2010, pp. 358--368.
- [64] D. a. G. A. a. T. A. a. B. S. Murthy, "Evaluation and development of data mining tools for social network analysis," *Mining Social Networks and Security Informatics*, pp. 183--202, 2013.
- [65] A. Tepper, "How much data is created every minute," *mashable.com*, [http://mashable.com/2012/06/22/data-created-every-minute/\(current April 8, 2013\)](http://mashable.com/2012/06/22/data-created-every-minute/(current April 8, 2013)), 2012.
- [66] M. a. S. P. a. B. G. Kaschesky, "Opinion mining in social media: modeling, simulating, and visualizing political opinion formation in the web," in *Proceedings of the 12th Annual International Digital Government Research Conference: Digital Government Innovation in Challenging Times*, 2011, pp. 317--326.
- [67] M. a. S. J. Koppel, "The importance of neutral examples for learning sentiment," *Computational intelligence*, vol. 22, pp. 100--109, 2006.
- [68] L.-W. a. L. Y.-T. a. C. H.-H. Ku, "Opinion extraction, summarization and tracking in news and blog corpora," in *Proceedings of AAAI*, 2006, pp. 100--107.
- [69] K. a. L. S. a. P. D. M. Dave, "Mining the peanut gallery: Opinion extraction and semantic classification of product reviews," in *Proceedings of the 12th international conference on World Wide Web*, 2003, pp. 519--528.
- [70] M. a. v. d. B. A. Van De Camp, "A link to the past: constructing historical social networks," in *Proceedings of the 2nd Workshop on Computational Approaches to Subjectivity and Sentiment Analysis (WASSA 2.011)*, 2011, pp. 61--69.
- [71] S. S. a. K. J. a. P. D. K. a. P. S. Prasad, "Sentiment classification: an approach for Indian language tweets using decision tree," in *International conference on mining intelligence and knowledge exploration*, 2015, pp. 656--663.
- [72] F. a. I. D. Keshtkar, "Using sentiment orientation features for mood classification in blogs," in *2009 International Conference on Natural Language Processing and Knowledge Engineering*, 2009, pp. 1--6.

- [73] H. a. T. S. a. C. X. Tang, "A survey on sentiment detection of reviews," *Expert Systems with Applications*, vol. 36, pp. 10760--10773, 2009.
- [74] C.-m. a. I. T. Au Yeung, "Strength of social influence in trust networks in product review sites," in *Proceedings of the fourth ACM international conference on Web search and data mining*, 2011, pp. 495--504.
- [75] P. a. T. E. a. M. Y. Symeonidis, "Product recommendation and rating prediction based on multi-modal social networks," in *Proceedings of the fifth ACM conference on Recommender systems*, 2011, pp. 61--68.
- [76] H. a. L. Y. a. Z. C. Wang, "Latent aspect rating analysis on review text data: a rating regression approach," in *Proceedings of the 16th ACM SIGKDD international conference on Knowledge discovery and data mining*, 2010, pp. 783--792.
- [77] I. a. M. R. Titov, "A joint model of text and aspect ratings for sentiment summarization," in *proceedings of ACL-08: HLT*, 2008, pp. 308--316.
- [78] I. a. M. R. Titov, "A joint model of text and aspect ratings for sentiment summarization," in *proceedings of ACL-08: HLT*, 2008, pp. 308--316.
- [79] R. a. M. A. Bekkerman, "Disambiguating web appearances of people in a social network," in *Proceedings of the 14th international conference on World Wide Web*, 2005, pp. 463--470.
- [80] Z. a. L. B. a. X. H. a. J. P. Zhai, "Clustering product features for opinion mining," in *Proceedings of the fourth ACM international conference on Web search and data mining*, 2011, pp. 347--354.
- [81] E. a. M. M.-F. Boiy, "A machine learning approach to sentiment analysis in multilingual Web texts," *Information retrieval*, vol. 12, pp. 526--558, 2009.
- [82] A. a. S. F. Esuli, "Determining the semantic orientation of terms through gloss classification," in *Proceedings of the 14th ACM international conference on Information and knowledge management*, 2005, pp. 617--624.
- [83] V. a. M. P. Sindhwani, "Document-word co-regularization for semi-supervised sentiment analysis," in *2008 Eighth IEEE International Conference on Data Mining*, 2008, pp. 1025--1030.
- [84] D. a. R. D. Rao, "Semi-supervised polarity lexicon induction," in *Proceedings of the 12th Conference of the European Chapter of the ACL (EACL 2009)*, 2009, pp. 675--682.