



## The effect of slip condition on heat transfer of MHD oscillatory third order fluid flow in a channel filled with porous medium

Hala KahtanHamdi and Ahmed M. Abdulhadi

Department of Mathematics, College of science, University of Baghdad, Baghdad.-Iraq  
hala\_hamdi73@yahoo.com

### Abstract

The combined effect of a transverse magnetic field and radiative heat transfer to unsteady flow of a conducting optically third order fluid through a channel filled with saturated porous medium and non-uniform walls temperature is investigated. It is assumed that the no-slip condition between the wall and the fluid remains no longer valid. The third order fluid equations of continuity momentum and energy are obtained. Analytical solutions for problem are established. The effect of wall slip on velocity field is presented by figures. The basic properties of the flow are studied.

**Keywords:** Third order fluid; MHD; heat transfer; porous medium.

### التأثير المشترك لحقل مغناطيسي وانتقال الحرارة بالإشعاع في الجريان اللامستقر لمائع من الرتبة الثالثة في قناة مملوءة بوسط مثقب

هالة قحطان حمدي و احمد مولود عبد الهادي

قسم الرياضيات، كلية العلوم، جامعة بغداد، بغداد، العراق.

### الخلاصة

في هذا البحث تمت دراسة التأثير المشترك لحقل مغناطيسي وانتقال الحرارة بالإشعاع في الجريان اللامستقر لمائع من الرتبة الثالثة في قناة مملوءة بوسط بوريس وذات جدران مختلفة الحرارة وقد اعتبر أن شرط عدم الانزلاق بين الجدران والمائع غير متحقق. أوجدنا معادلات الاستمرارية والحركة والطاقة للمائع من الرتبة الثالثة وقد حصلنا على حلول تحليلية للمعادلات أعلاه وكذلك وضحنا الصفات الرئيسية للمسألة من خلال الرسوم.

### INTRODUCTION

The magnetofluidynamics is the study of electrically conducting fluids in electric and magnetic fields. It unifies in a common framework the electromagnetic and fluid dynamic theories to yield a description of the concurrent effects of

magnetic field on the flow and the flow on the magnetic field. Magneto hydrodynamics (MHD) is specifically concerned with electrically conducting liquids and ionized compressible gases.

There are many natural phenomenon and engineering problems susceptible to magnetofluidynamics analysis. It is useful in engineering problems such as magneto hydrodynamics (MHD) generators and many applications [8]. In the last few decades, several simple flow problems associated with classical hydrodynamics have received considerable attention within the more general context of magnetohydrodynamics (MHD), an important field of application is electromagnetic propulsion. In recent years, the flow of fluids through porous media has become an important topic because of the recovery of crude oil from the pores of the reservoir rocks [6]. In this paper we study the effect of slip condition on unsteady MHD of third grade fluid. Exact analytic solution is presented. This paper is organized into five sections. Section two concern with third order fluid. Section three describe the mathematical model of the problem, and the last two sections give the solution and results, which we want to investigate in it the combined effects of a transverse magnetic field and radiative heat transfer on unsteady flow of conducting optically thin third order fluid through a channel filled with saturated porous medium and non uniform walls temperature. In the following section, the problem of the governing equation formulated, solved and results with discussion.

### Third order fluid

An incompressible simple fluid is defined as a material whose state of present stress is determined by the history of the deformation gradient without preferred reference configuration [3]. Its constitutive equation can be written in the form of a functional of the form

$$T(t) = -p_1 I + \sum_{s=0}^{\infty} F_1'(s) \quad (1)$$

Where  $p_1 I$  is the undetermined part of the stress tensor and  $F$  is the deformation gradient.

Coleman and Noll [2] defined the incompressible fluid of differential type of grade  $n$  as the simple fluid obeying the constitutive equation

$$T(t) = -p_1 I + \sum_{j=0}^{\infty} S_j \quad (2)$$

Obtained by asymptotic expansion of the functional in (1) through a retardation parameter  $x$ . If  $n = 3$ , the first three tensors  $S_j$  are given by

$$S_1 = \mu A_1,$$

$$S_2 = \alpha_1 A_2 + \alpha_2 A_1^2,$$

$$S_3 = \beta_1 A_3 + \beta_2 (A_1 A_2 + A_2 A_1) + \beta_3 (\text{tr} A_1^2) A_1,$$

is the coefficient of viscosity and  $\mu$  where are the material  $\beta_3$  and  $\alpha_1, \alpha_2, \beta_1, \beta_2$  are kinematical tensors  $A_3$  and  $A_1, A_2$  modules, defined by

$$A_1 = \text{grad} V + (\text{grad} V)^T,$$

$$A_n = \frac{d}{dt} A_{n-1} + A_{n-1} (\text{grad} V) + (\text{grad} V)^T A_{n-1}, \quad \text{with } n = 2, 3, \dots, \quad (3)$$

Where  $V$  denotes the velocity field,  $\text{grad}$  is the gradient operator and  $d/dt$  is the material time derivative which is defined by

$$\frac{d}{dt} (\cdot) = \frac{\partial}{\partial t} (\cdot) + V \cdot \text{grad} (\cdot), \quad (4)$$

Where  $\partial/\partial t$  is the partial derivative with respect to time. A detailed thermodynamic analysis of the model, represented by (2.2) is given in [7]. It was shown that if all the motions in the sense that these motions meet the Clausius – Duhem inequality and if it is assumed that the specific Helmholtz free energy is minimum, when the fluid is locally at rest, then:

$$\mu \geq 0, \quad \alpha_1 \geq 0, \quad |\alpha_1 + \alpha_2| \leq \sqrt{24\mu\beta_3}, \quad \beta_1 = \beta_2 = 0, \quad \beta_3 \geq 0 \quad (5)$$

Therefore, the constitutive relation for a thermodynamically compatible fluid of third grade becomes

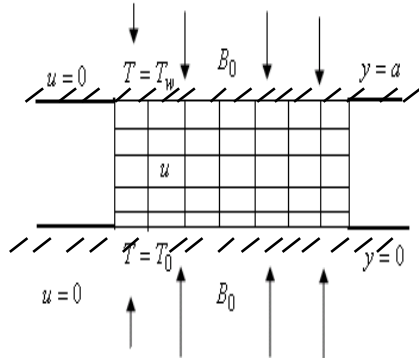
$$T = -p_1 I + \mu A_1 + \alpha_1 A_2 + \alpha_2 A_1^2 + \beta_3 (\text{tr} A_1^2) A_1. \quad (6)$$

In this paper we consider a fluid of third order whose state equation is of the form (6).

### Mathematical model of the problem

In the present paper, consideration is given to unsteady, incompressible, viscous electrically conducting fluid of third order saturated porous medium with constant temperature and the radiation effect is also taken to account.

The fluid disjoint by two parallel plates by a space as shown in Fig.1.



**(Figure-1)Geometry of the proble**

In this problem, the following assumptions have been made:-

- 1.A uniform magnetic ( $\mu_0$ ) field of  $\beta_0$  strength  $\beta_0=(\mu_0 H_0)$  is applied perpendicular to the plates.
- 2.The electromagnetic induction is small, and the electromagnetic force produced is very small.
- 3.It is assumed that both walls temperature  $T_0, T_w$  are high enough to induce radiative heat transfer.
4. It is assumed that the fluid is optically thin with a relatively low density and the radiative heat flux [5] is given by :

$$\frac{\partial q}{\partial y} = 4\alpha^2(T_0 - T) \tag{7}$$

Where  $q$  is the radiative heat flux,  $\alpha$  the mean radiation absorption coefficient,  $T_0$  the temperature at  $y = 0$ ,  $T$  the temperature at  $y = \alpha$ .

**The Governing equations**

Under the above assumptions, the governing equations can be written as:

$$\frac{\partial u}{\partial t} = -\frac{1}{\rho} \frac{\partial P}{\partial x} + \nu \frac{\partial^2 u}{\partial y^2} - \frac{\nu}{K} u - \frac{\sigma_e B_0^2}{\rho} u + g\beta(T - T_0) \tag{8}$$

$$+ \alpha_1 \frac{\partial^3 u}{\partial y^2 \partial t} + 6\beta_3 \text{Re} \left( \frac{\partial u}{\partial y} \right) \left( \frac{\partial^2 u}{\partial y^2} \right) \tag{9}$$

$$\frac{\partial T}{\partial t} = \frac{\kappa}{\rho c_p} \frac{\partial^2 T}{\partial y^2} - \frac{1}{\rho c_p} \frac{\partial q}{\partial y} \dots$$

With

$$u-\gamma \frac{\partial u}{\partial y} = 0, \theta = 0, \text{ on } y = 0 \dots \tag{10}$$

$$u = 0, \theta = 1, \text{ on } y = 1 \tag{11}$$

where  $u$  is the axial velocity,  $t$  the time,  $\rho$  the fluid density,  $P$  the pressure,  $x$  the axial distance,  $\nu$  the kinematic viscosity coefficient,  $y$  transverse distance,  $K$  the porous medium permeability coefficient,  $k$  the conductivity of the fluid,  $g$  the gravitational force,  $\beta$  the coefficient of volume expansion due to temperature, the coecostic parameter, is the material modal,  $k$  the thermal conductivity, the specific heat at constant pressure.

The following dimensionless variables and parameters are introduced:-

$$R_e = \frac{Ua}{\nu}, \bar{x} = \frac{x}{a}, \bar{y} = \frac{y}{a}, \bar{u} = \frac{u}{U}, \theta = \frac{T - T_0}{T_w - T_0}, \tag{12}$$

$$H^2 = \frac{a^2 \sigma_e B_0^2}{\rho \nu}, \bar{t} = \frac{tU}{a}, \bar{P} = \frac{aP}{\rho \nu U}, Da = \frac{K}{a^2},$$

$$Gr = \frac{g\beta(T_w - T_0)a^2}{\nu U}, P_e = \frac{Ua\rho c_p}{k}, N^2 = \frac{4\alpha^2 a^2}{k},$$

$$\alpha_1 = \frac{\alpha_1'}{a^2}, \beta_3 = \frac{\beta_3' U}{a^3}$$

where  $U$  is the flow mean velocity,  $\theta$  the non dimensional temperature  $R_e, H, D_a, Gr, P_e, N$  are Reynolds number, Hartmann number, Darcy number, Grashoff number, Peclet number, Radiation parameter respectively.

The governing equations for this flow geometry together with the appropriate boundary conditions, in dimensionless form can be written as

$$\text{Re} \frac{\partial u}{\partial t} = -\frac{\partial P}{\partial x} + \frac{\partial^2 u}{\partial y^2} - \frac{1}{\rho a} u - H^2 u + Gr\theta + \alpha_1 \frac{\partial^3 u}{\partial y^2 \partial t} + 6\beta_3 \text{Re}^2 \left( \frac{\partial u}{\partial y} \right) \left( \frac{\partial^2 u}{\partial y^2} \right) \tag{13}$$

$$P_e \frac{\partial \theta}{\partial t} = \frac{\partial^2 \theta}{\partial y^2} - N^2 \theta \tag{14}$$

With associated boundary conditions are

$$u-\gamma=0, \theta = 0 \text{ on } y=0, u = 0, \theta=1, \text{ on } y=1 \tag{15}$$

It is clear that if we set  $\alpha_1 = \beta_3 = 0$  in equation (13), we obtain the corresponding equations in the case of second order fluid as obtained by [1].

**Solution of the problem**

For purely an oscillatory flow we take

$$-\frac{\partial P}{\partial x} = \lambda e^{i\omega t} \tag{16}$$

Where  $\lambda$  is a constant and  $\omega$  is the frequency of the scillation.

Due to the selection from of pressure gradient we assume the solution of the equations (13), (14) of the form:

$$u(y, t) = u_0 + \beta u_1, \theta(y, t) = \theta_0(y) e^{i\omega t} \quad (17)$$

Substituting these expressions into equation (13) and equating the coefficients of equal power in  $\beta$  we obtain:

Zero order in  $\beta$ :

$$R_e \frac{\partial u_0}{\partial t} = -\frac{\partial P}{\partial x} + \frac{\partial^2 u_0}{\partial y^2} - \frac{1}{\rho a} u_0 - H^2 u_0 + G_r \theta + \alpha_1 \frac{\partial^3 u_0}{\partial y^2 \partial t} \quad (18)$$

With boundary conditions:

$$u_0 - \gamma \frac{\partial u_0}{\partial y} = 0, \quad \text{on } y = 0$$

$$u_0 = 0, \quad \text{on } y = 1$$

First order in  $\beta$  is:

$$R_e \frac{\partial u_1}{\partial t} = \frac{\partial^2 u_1}{\partial y^2} - \frac{1}{\rho a} u_1 - H^2 u_1 + \alpha_1 \frac{\partial^3 u_2}{\partial y^2 \partial t} + 6 \operatorname{Re}^2 \left( \frac{\partial u_0}{\partial y} \right)^2 \left( \frac{\partial^2 u_0}{\partial y^2} \right) \quad (19)$$

where:

$$u_1 - \gamma \frac{\partial u_1}{\partial y} = 0, \text{ on } y = 0$$

$$u_1 = 0, \quad \text{on } y = 1$$

Putting the second part of equation (17) into energy equation (14), we get:

$$\frac{\partial^2 \theta_0}{\partial y^2} + m_1^2 \theta_0 = 0 \dots \quad (20)$$

And the associated boundary conditions are:

$$\theta_0 = 1 \quad \text{on } y = 0$$

$$\theta_0 = 1 \quad \text{on } y = 1$$

The solution of (20) is given by

$$\theta_0 = \frac{\sin m_1 y}{\sin m_1}, \text{ where}$$

$$m_1 = \sqrt{N^2 - i\omega \rho a} \quad (21)$$

Putting the last expression of  $\theta_0$  into (17), we have

$$\theta = \frac{\sin m_1 y}{\sin m_1} e^{i\omega t} \quad (22)$$

To solve equations (18) and (19), we assume that

$$u_0 = u_{00}, \quad u_1 = u_{11} e^{3i\omega t}, \quad (23)$$

Substitute expressions (16), (22), and (23) into equation (18), (19) and eliminating  $e^{i\omega t}$ ,  $e^{3i\omega t}$  we obtain:

$$\frac{\partial^2 u_{00}}{\partial y^2} - K_1^2 u_{00} = -K_2 - K_3 \frac{\sin m_1 y}{\sin m_1} \dots \quad (24)$$

$$u_{00} - \gamma \frac{\partial u_{00}}{\partial y} = 0, \quad \text{on } y = 0$$

$$u_{00} = 0, \quad \text{on } y = 1$$

$$K_1 = \frac{R_e + \frac{1}{\rho a} + Ha^2}{1 + i\omega \alpha_1}, K_2 = \frac{\lambda}{1 + i\omega \alpha_1}, K_3 = \frac{Gr}{1 + i\omega \alpha_1},$$

$$u_{11}'' - C_1 u_{11} + C_2 u_{00}^{\prime 2} u_{00}'' = 0 \quad (25)$$

$$u_{11} - \gamma \frac{\partial u_{11}}{\partial y} = 0, \quad \text{on } y = 0$$

$$u_{11} = 0, \quad \text{on } y = 1$$

where:

$$C_1 = \frac{1}{\rho a} + Ha^2 - 3i\omega \operatorname{Re}, C_2 = \frac{6i\omega \operatorname{Re}^2}{1 + 3i\omega \alpha_1}$$

The solution of equations (24) and (25) is found to be:

$$u(y) = e^{i\omega t} \left( D_1 \left( \frac{\cosh K_1 y + D_2 \sinh K_1 y + \frac{\lambda}{K_1^2}}{\sin m_1 (m_1^2 - K_1^2)} \sin m_1 y \right) \right)$$

$$+ \beta e^{3i\omega t}$$

$$\begin{aligned}
 & \left( \frac{1}{4} e^{i3\alpha} - (12\text{Re}^2(Ha^2 + i^w \text{Re} + s^2)^2 w^2 \cosh \right. \\
 & \left. [\sqrt{Ha^2 + i^w \text{Re} + s^2} y] - 5(Ha^2 + i^w \text{Re} + s^2) + \right. \\
 & \left. \frac{1}{\rho\alpha} + Ha^2 + 3i w \text{Re} \right) + (Ha^2 + i^w \text{Re} + s^2 - \\
 & \left. \frac{1}{1+3i w \alpha} + Ha^2 + 3i w \text{Re} \right) \cosh \left[ \sqrt{Ha^2 + i^w \text{Re} + s^2} y \right] \\
 & \left( \frac{\lambda}{Ha^2 + i^w \text{Re} + s^2} + \gamma (Gr \sqrt{N^2 + ipaw} \right. \\
 & \left. (-Ha^2 + N^2 - i^w \text{Re} - s^2 + ipaw) Cs \left[ \sqrt{N^2 + ipaw} \right] + \dots \right) \\
 D_1 = & -\frac{\lambda}{K_1^2} + \gamma \left( D_2 K_1 + \frac{Gr m_1}{\sin m_1 (m_1^2 - K_1^2)} \right) \tag{26} \\
 D_2 = & \frac{1}{\sinh K_1 + \gamma K_1 \cosh K_1} \\
 & \left( (\cosh K_1 - 1) \frac{\lambda}{K_1^2} - \frac{Gr}{(m_1^2 - K_1^2)} \left( 1 + \frac{\gamma m_1 \cosh K_1}{\sin m_1} \right) \right)
 \end{aligned}$$

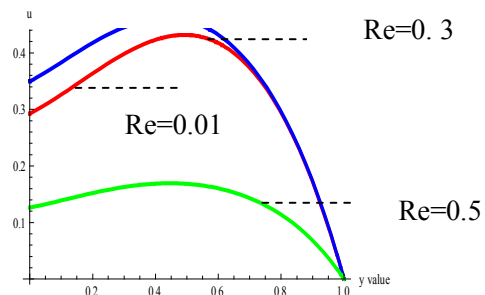
**Results and discussion**

In this section we study the effect of each of the dimensionless parameter that appear in the above motioned equation, upon the velocity distribution considering the real part of the solution given by eq. (26), if we set  $\gamma_1=0$  we cover all the results that obtained by [4], in addition to that. If we set  $\beta_3=\alpha_1=0$ , all the results obtained by [1] can be cover.

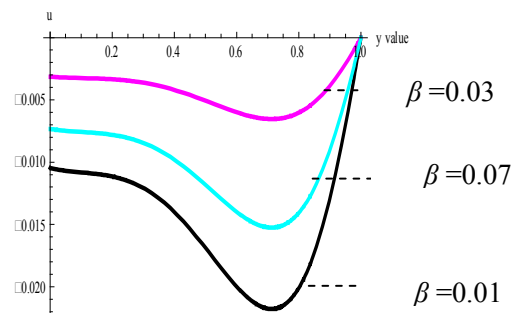
Also, to see the effect of any parameter we keep all other parameters fixed. The following results are obtained

- For As  $\text{Re}$  increase there is decreases in the velocity distribution, see figure (2).
- For As  $\beta$  increase we observe that there is oscillatory velocity distribution about  $\beta=0.03$ , see figure (3).
- For As  $Ha$  increase there is decreases in the velocity distribution, see figure (4).
- For As  $Gr$  increase there is decreases in the velocity distribution, see figure (5).
- For As  $S$  increase there is decreases in the velocity distribution, see figure (6).

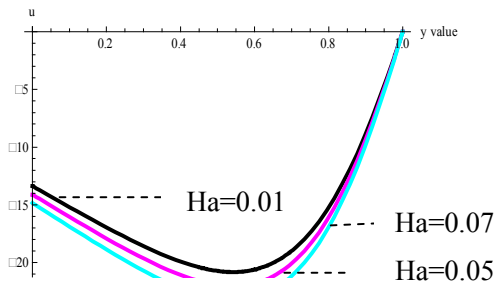
- For As  $w$  increase there is decreases in the velocity distribution, see figure (7).
- For As  $Pa$  increase there is oscillatory in the velocity distribution about  $Pa=0.002$ , see figure(8)
- For As  $N$  increase there is decreases in the velocity distribution, see figure (9).
- For As  $\alpha$  increase there is decreases in the velocity distribution, see figure (10).
- For As  $\lambda$  increase there is decreases in the velocity distribution, see figure (11)
- For As  $\gamma$  increase there is decreases in the velocity distribution, see figure (12).
- For As  $t$  increase there is decreases in the velocity distribution, see figures (13).



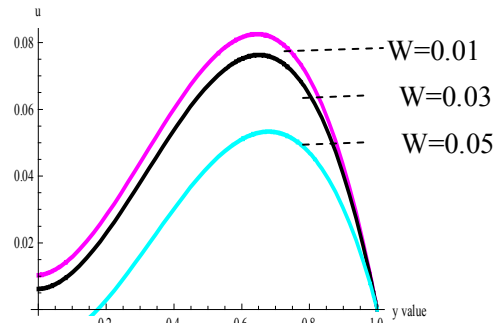
**Fig.2 .Velocity curves for**  
**Re= 0.01,0.3,0.5 Ha=1  $\gamma=1$  N=1 s=1**  
**w=1  $t=\frac{\pi}{20}$  Pa=0.7  $\beta=1$**   
 **$\alpha=1$   $\lambda=1$  Gr=1**



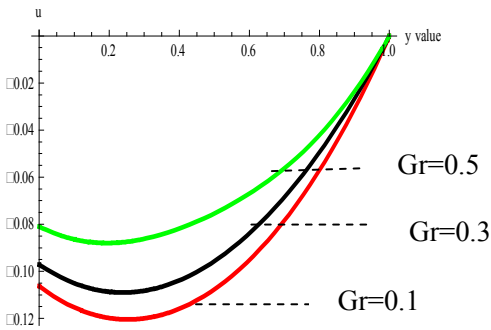
**Fig.3. Velocity curves for**  
**Re=1, Ha=1  $\gamma=1$  N=1 s=1**  
**w=1  $t=\frac{\pi}{20}$  Pa=0.7  $\beta=0.1, 0.03, 0.07$**   
 **$\lambda=1$  Gr=1  $\alpha=1$**



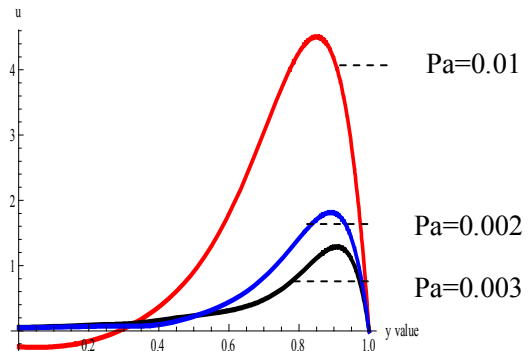
**Fig.4. Velocity curves for**  
 $Re=1, Ha=0.01,0.05,0.07 \gamma=1 N=1 s=1$   
 $w=1 t = \frac{\pi}{20} Pa=0.7 \beta = 1$   
 $\lambda=1 Gr=1 \alpha = 1$



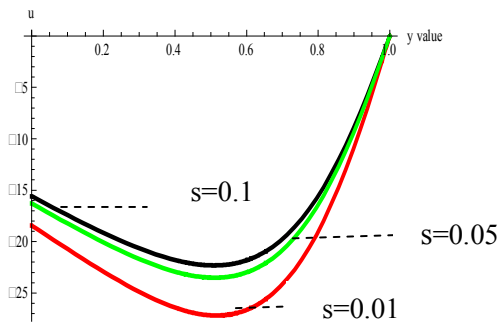
**Fig.7. Velocity curves for**  
 $Re=1, Ha=1 \gamma=1 N=1 s=1$   
 $w=0.01,0.03,0.05 t = \frac{\pi}{20} Pa=0.7 \beta = 1$   
 $\lambda=1 Gr=1 \alpha = 1$



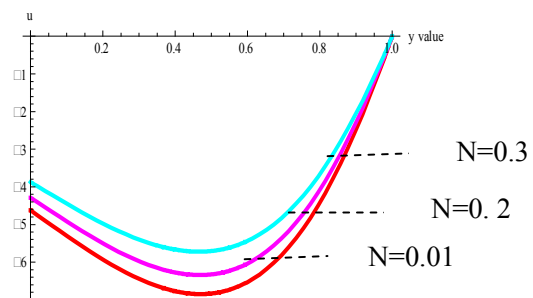
**Fig.5. Velocity curves for**  
 $Re=1, Ha=1 \gamma=1 N=1 s=1$   
 $w=1 t = \frac{\pi}{20} Pa=0.7 \beta = 1$   
 $\lambda=1 Gr=0.1,0.3,0.5 \alpha = 1$



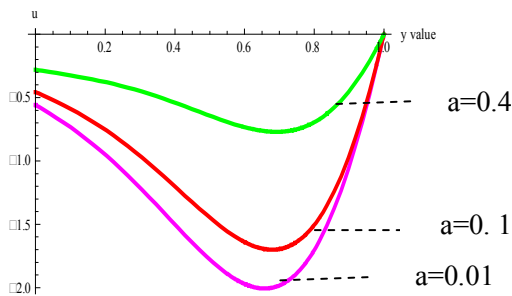
**Fig.8. Velocity curves for**  
 $Re=1, Ha=1 \gamma=1 N=1 s=1$   
 $w=1 t = \frac{\pi}{20} Pa=0.01,0.002,0.003 \beta = 1$   
 $\lambda=1 Gr=1 \alpha = 1$



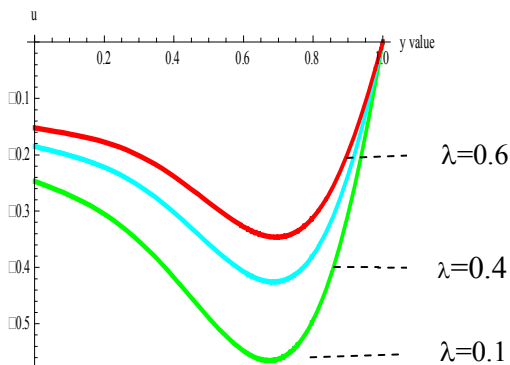
**Fig.6. Velocity curves for**  
 $Re=1, Ha=1 \gamma=1 N=1 s=0.1,0.01,0.05$   
 $w=1 t = \frac{\pi}{20} Pa=0.7 \beta = 1$   
 $\lambda=1 Gr=1 \alpha = 1$



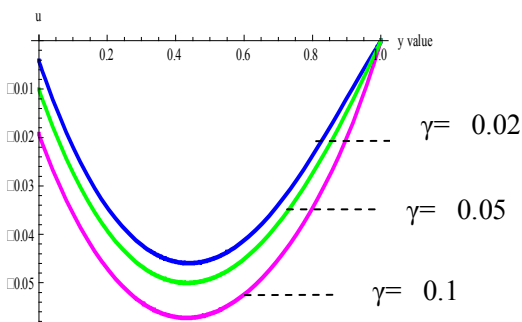
**Fig.9. Velocity curves for**  
 $Re=1, Ha=1 \gamma=1 N=0.01,0.2,0.3 s=1$   
 $w=1 t = \frac{\pi}{20} Pa=0.7 \beta = 1$   
 $\lambda=1 Gr=1 \alpha = 1$



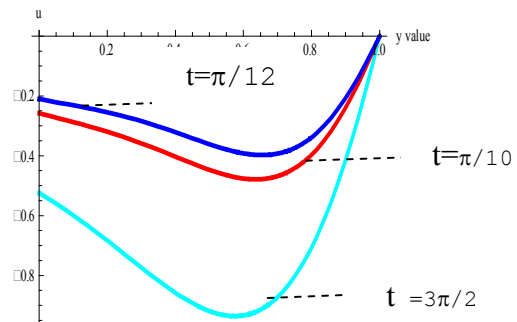
**Fig.10. Velocity curves for**  
 $Re=1, Ha=1 \quad \gamma=1 \quad N=1 \quad s=1$   
 $w=1 \quad t=\frac{\pi}{2n} \quad Pa=0.7 \quad \beta=1$   
 $\lambda=1 \quad Gr=1 \quad a=0.01,0.1,0.4$



**Fig.11. Velocity curves for**  
 $Re=1, Ha=1 \quad \gamma=1 \quad N=1 \quad s=1$   
 $w=1 \quad t=\frac{\pi}{2n} \quad Pa=0.7 \quad \beta=1$   
 $\lambda=0.1,0.4,0.6 \quad Gr=1 \quad \alpha=1$



**Fig.12. Velocity curves for**  
 $Re=1, Ha=1 \quad \gamma=0.1,0.02,0.05 \quad N=1 \quad s=1$   
 $w=1 \quad t=\frac{\pi}{2n} \quad Pa=0.7 \quad \beta=1$   
 $\lambda=1 \quad Gr=1 \quad \alpha=1$



**Fig.13. Velocity curves for**  
 $Re=1, Ha=1 \quad \gamma=1 \quad N=1 \quad s=1$   
 $w=1 \quad t=\frac{3\pi}{20}, \frac{\pi}{10}, \frac{\pi}{12} \quad Pa=0.7 \quad \beta=1$   
 $\lambda=1 \quad Gr=1 \quad \alpha=1$

**Reference**

[1] A.Mehmood, A.Ali, Rom. Journ. **2007** " The effect of slip condition on unsteady MHD oscillatory flow of a viscous fluid in a planar channel " . *Phys.*, Vol.52,Nos.1-2.P.85-91, Bucharaest.

[2].B.D.Coleman ,W.Noll,**1960.**" An approximation theorem for functional with applications in continuum mechanics", *journal of Arch. Rat. Mech. Anal.*,**6**, pp. 355–370.

[3].C.Truesdell, W.Noll, **1992** "*The Non-Linear Field Theories of Mechanics*", 2nd edition, in: *Handbuch der Physik*, Voll. **111/3**.Springer, Berlin.

[4].Dahlia KhaledBahlool and Ahmed M. Abdulhadi .**2011**" Heat transfer to MHD oscillatory third order fluid flow in a channel filled with porous medium", *to be publish*.

[5].K.D. LSingh .**2011**. "Exact Solution of An Unsteady Periodic MHD Poiseuille Flow With Transpiration Cooling and Thermal Radiation".*International Journal of Physical and Mathematical Sciences* Vol**2**,No 1,p 125-132.

[6].O.D.Makinde, P.Sibanda, **1998**. ." On suction driven flow and heat transfer in a pipe filled with porous media .", *Comp. Assist. Mech. Eng. Sc.* Vol.**5**, 389-398.

[7].R.L.Fosdick, K.R.Rajagopal, **1980**. "*Therodynamics and stability of fluids of third grade*, proc. Roy. Soc. London. A **339**, 351-377.

[8].R.Moreau,**1990**.*Magneto hydrodynamics*. *Dordrecht*;Boston Kluwer Academic Publishers. Fluid mechanics and its applications ; v. **3**. p 305 -310 .